


# Treasurer's Monthly and Investment Report



## May 2024

Presented by: Melissa Shores  
To Cass County Commissioners' Court on July 29, 2025



**Melissa Shores  
Cass County Treasurer**

**FY 2024  
May 2024  
Investment and Monthly Report**

THE STATE OF TEXAS  
COUNTY OF CASS  
AFFIDAVIT

Pursuant to LGC 114.026 and GC 2256.023, I, Melissa Shores, Cass County Treasurer and Investment Officer do hereby submit the Investment and Treasurers' Monthly Report. This report includes, but is not limited to, money received and disbursed, Investments, County indebtedness, and any other notable proceedings in the Treasurer's Office that would pertain to the financial position of Cass County.

Investment of funds shall be governed by the following investment objectives, in order of priority: preservation and safety of principal, liquidity, and yield. The investment portion of the report is prepared according to generally accepted account principles. All of the County's investments are in full compliance with the Cass County Investment Policy.

The Treasurer's Books and the Auditor's General Ledger agree. Bank Statements are under the control of the County Treasurer and have been reconciled; any adjustments have been noted, including any amount that has been identified as irreconcilable. Irreconcilable differences will be noted and carried in transit until such time as they have been identified and reconciled on the individual bank statements.

This affidavit states the amount of cash and other assets that are in the custody of the County Treasurer at the time of this report (LGC 114.026 (d)). The month ending balance is \$22,317,647.58.

Therefore, I, Melissa Shores, County Treasurer of Cass County, Texas, who is fully sworn, upon oath, state the attached report is true and correct to the best of my knowledge at the time of presentation to the court.

This affidavit is filed with accompanying reports on this, the 29<sup>th</sup> Day of July, 2025.

  
Melissa Shores, County Treasurer

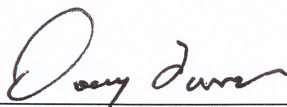
Commissioners Court, having reviewed the Investment and Treasurer's Monthly Report on this date, as presented, does hereby approve this report and acknowledges the filing of this report in the official minutes of this scheduled meeting of the Cass County Commissioners Court on this, the 29<sup>th</sup> Day of July, 2025. In addition, the below signatures affirm that this report complies with the statutes as referenced. {LGC 114.026 and GC 2256.023}

\_\_\_\_\_  
R. Travis Ransom, County Judge

  
Brett Fitts, Commissioner, Pct. 1




  
Kevin Young, Commissioner, Pct. 2

  
Doug Lance, Commissioner, Pct. 3

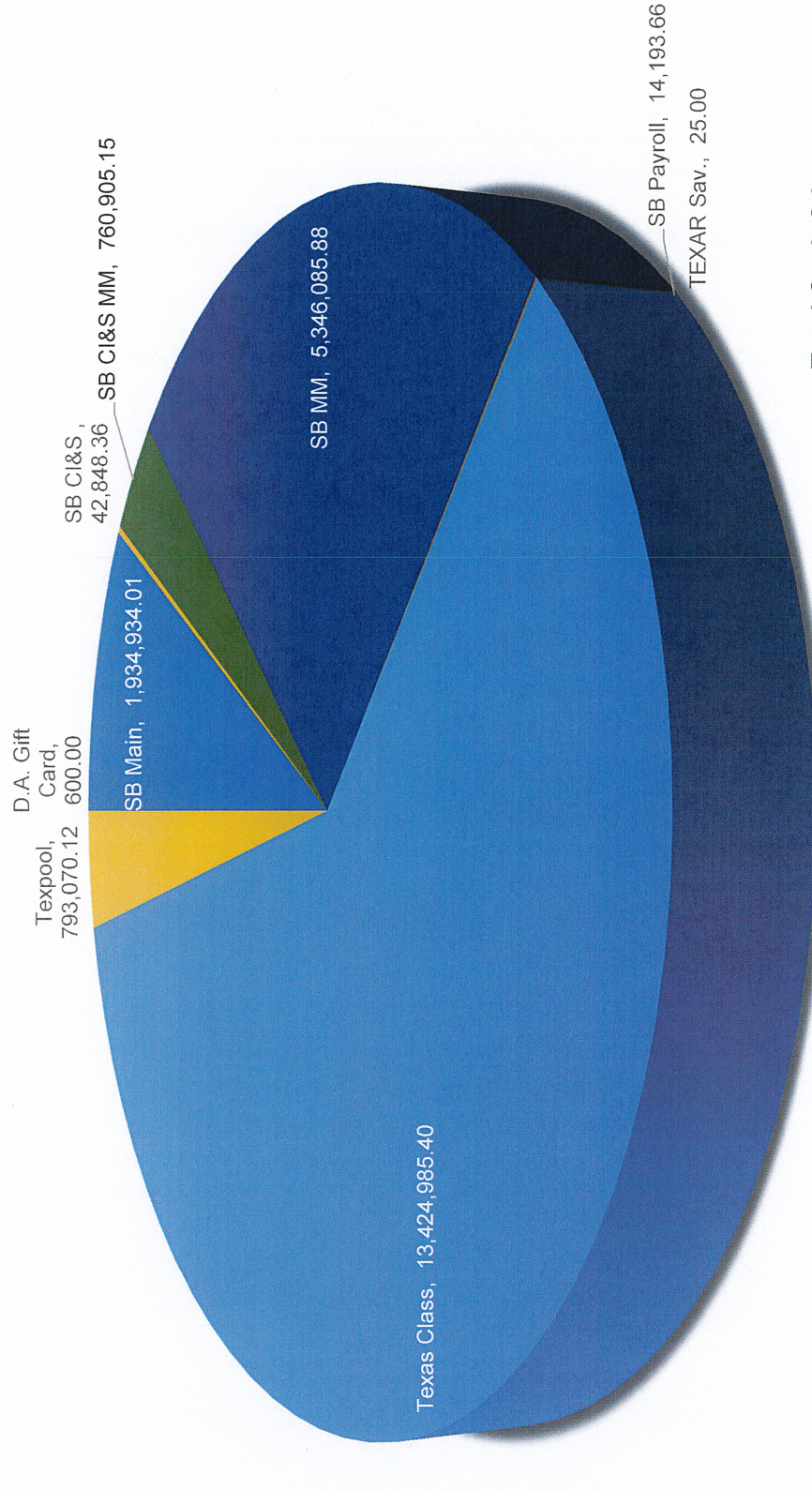
  
Darrell Godwin, Commissioner, Pct. 4

Sworn to & Subscribed to Before Me, by the County Treasurer & Commissioners' Court on this 29<sup>th</sup> Day of July, 2025.

  
Amy Varnell, County Clerk



# Cass County Cash - May 2024



- D.A. Gift Card
- SB Main
- SB Cl&S
- SB Cl&S MM
- SB MM
- SB Payroll
- TEXAR Sav.
- Texas Class
- Texpool

ACCOUNT NAME	BEGINNING CASH BALANCE	CASH RECEIPTS	CASH DISBURSEMENTS	ENDING CASH BALANCE
2024 010 GENERAL FUND FUND TOTALS	9,138,301.12	2,716,861.83	3,087,651.11-	8,767,511.84
2024 011 DIST & CO COURT LAW FUND FUND TOTALS	101,344.32	14,125.16	47,651.02-	67,818.46
2024 012 MAIN ROAD & BRIDGE FUND TOTALS	1,103,612.56	384,409.51	518,170.22-	969,851.85
2024 014 TOBACCO SETTLEMENT FUND TOTALS	1,168,226.69	5,133.11	1,968.92-	1,171,390.88
2024 021 ROAD AND BRIDGE #1 FUND TOTALS	432,893.92	173,593.11	172,412.70-	434,074.33
2024 022 ROAD AND BRIDGE #2 FUND TOTALS	571,041.42	311,625.49	336,902.50-	545,764.41
2024 023 ROAD AND BRIDGE #3 FUND TOTALS	461,953.09	323,787.97	319,446.88-	466,294.18
2024 024 ROAD AND BRIDGE #4 FUND TOTALS	450,841.00	355,234.47	385,949.73-	420,125.74
2024 041 LAW LIBRARY FUND TOTALS	9,715.80	1,527.63	1,726.34-	9,517.09
2024 042 INDIGENT DEFENSE GRANT (SB7) FUND TOTALS	30,995.55	85.15	.00	31,080.70
2024 043 DIST ATT, ESCROW ACCOUNT FUND TOTALS	344.29	.93	.00	345.22
2024 044 C.D.A.FORFEITURE ACCOUNT FUND TOTALS	55,307.94	144.05	.00	55,451.99
2024 047 CDA-STATE FUNDS FUND TOTALS	47,710.83	129.99	1,773.27-	46,067.55
2024 051 CDA FORFEITURE FUNDS FUND TOTALS	23,826.05	63.93	.00	23,889.98
2024 052 SHERIFF FEDERAL FORFEITURES FUND TOTALS	4,518.33	12.40	.00	4,530.73
2024 053 SHERIFF OFFICE DONATIONS FUND FUND TOTALS	4,693.76	113.07	.00	4,806.83
2024 055 HOME GRANT PROJECTS 2017 FUND TOTALS	42,048.61	18,302.24	7,075.00-	53,275.85
2024 057 JP TECHNOLOGY & TRANSACTION FUND TOTALS	135,780.41	351.51	548.43-	135,583.49
2024 058 CHI701.157 LEOSE DA/SHER/CONST FUND TOTALS	39,475.71	886.73	845.00-	39,517.44



ACCOUNT NAME	BEGINNING CASH BALANCE	CASH RECEIPTS	CASH DISBURSEMENTS	ENDING CASH BALANCE
2024 058 NO FUND RECORD FUND TOTALS	.00	.00	.00	.00
2024 070 RIGHT OF WAY FUND FUND TOTALS	153,898.20	499.08	.00	154,397.28
2024 072 CASS COUNTY FORESTRY FUND FUND TOTALS	709,721.51	2,932.47	.00	712,653.98
2024 084 COMBINED INTEREST & SINKING FUND TOTALS	673,339.18	11,193.75	350.00-	684,182.93
2024 086 INTEREST & SINKING SERIES 2016 FUND TOTALS	119,265.87	522.08	217.37-	119,570.58
2024 087 SPECIAL PROJECTS FUND FUND TOTALS	6,079,394.46	45,858.95	.00	6,125,253.41
2024 088 ASST VET SERV OFFICER GRANT FUND TOTALS	16,573.30-	.00	15,199.56-	31,772.86-
2024 089 CDA DISCRETIONARY FUND FUND TOTALS	7,071.17	19.29	102.17-	6,988.29
2024 090 PAYROLL FUND TOTALS	14,193.66	.00	.00	14,193.66
2024 091 SB 22 LAW ENFORCE ASST PROGRAM FUND TOTALS	394,300.68	1,058.11	41,233.40-	354,125.39
2024 092 OIL & GAS LEASES FUND TOTALS	64,537.11	177.30	.00	64,714.41
2024 093 OPIOID ABATEMENT TRUST FUND FUND TOTALS	.00	.00	.00	.00
2024 094 TRANSPORTATION TRUST FUND FUND TOTALS	.00	.00	.00	.00
2024 095 FIRE MITIGATION CWPP FOREST FUND TOTALS	.00	.00	.00	.00
2024 097 GENERAL LONG TERM DEBT FUND TOTALS	.00	.00	.00	.00
GRAND TOTALS	<u>22,021,779.94</u>	<u>4,368,649.31</u>	<u>4,939,223.62-</u>	<u>21,451,205.63</u>

ACCOUNT NAME	BEGINNING CASH BALANCE	CASH RECEIPTS	CASH DISBURSEMENTS	ENDING CASH BALANCE
2024 016 JUVENILE PROBATION FUND TOTALS	306,383.10	391,115.94	393,920.82	303,578.22
2024 017 ADULT PROBATION FUND TOTALS	315,091.15	133,336.73	121,861.50	326,566.38
2024 019 SATP TRACK III FUND TOTALS	20,056.13	.00	9,778.96	10,277.17
2024 020 COMMUNITY SVC RESTITUTION FUND TOTALS	2,337.55	.00	4,992.28	2,654.73
2024 034 MENTAL HEALTH INITIATIVE PRG FUND TOTALS	10,916.07	.00	6,083.59	4,832.48
2024 035 CIVIL CHILD SUPPORT PROGRAM FUND TOTALS	114,226.83	409.00	93.27	114,542.56
2024 037 HIGH RISK TREATMENT PROGRAM FUND TOTALS	21,600.23	.00	5,560.04	16,040.19
2024 063 CASS COUNTY DRUG COURT FUND TOTALS	40,093.99	.00	13,379.38	26,714.61
2024 064 VETERANS PROGRAM FUND TOTALS	33,605.36	.00	.00	33,605.36
2024 064 NO FUND RECORD FUND TOTALS	.00	.00	.00	.00
2024 067 PRE-TRIAL DIVERSION FUND TOTALS	4,871.99	.00	2,151.48	2,720.51
2024 068 BOND SUPERVISION CASES FUND TOTALS	28,928.20	1,291.00	.00	30,219.20
GRAND TOTALS	<u>898,110.60</u>	<u>526,152.67</u>	<u>557,821.32</u>	<u>866,441.95</u>



# DEBT SERVICE SCHEDULE

WILMINGTON TRUST, N.A.

Issuer: CASS COUNTY TX LTD TAX REF BDS 2015				111949-000		
Pay#	Date	Interest	Principal	Total Payment	Casualty	Balance
<del>1</del>	<del>08/15/2015</del>	<del>44,348.88</del>	<del>0.00</del>	<del>44,348.88</del>	<del>0.00</del>	<del>5,540,000.00</del>
<del>2</del>	<del>02/15/2016</del>	<del>71,275.00</del>	<del>310,000.00</del>	<del>381,275.00</del>	<del>0.00</del>	<del>5,230,000.00</del>
<del>3</del>	<del>08/15/2016</del>	<del>68,175.00</del>	<del>0.00</del>	<del>68,175.00</del>	<del>0.00</del>	<del>5,230,000.00</del>
<del>4</del>	<del>02/15/2017</del>	<del>68,175.00</del>	<del>320,000.00</del>	<del>388,175.00</del>	<del>0.00</del>	<del>4,910,000.00</del>
<del>5</del>	<del>08/15/2017</del>	<del>64,975.00</del>	<del>0.00</del>	<del>64,975.00</del>	<del>0.00</del>	<del>4,910,000.00</del>
<del>6</del>	<del>02/15/2018</del>	<del>64,975.00</del>	<del>325,000.00</del>	<del>389,975.00</del>	<del>0.00</del>	<del>4,585,000.00</del>
<del>7</del>	<del>08/15/2018</del>	<del>61,725.00</del>	<del>0.00</del>	<del>61,725.00</del>	<del>0.00</del>	<del>4,585,000.00</del>
<del>8</del>	<del>02/15/2019</del>	<del>61,725.00</del>	<del>335,000.00</del>	<del>396,725.00</del>	<del>0.00</del>	<del>4,250,000.00</del>
<del>9</del>	<del>08/15/2019</del>	<del>58,375.00</del>	<del>0.00</del>	<del>58,375.00</del>	<del>0.00</del>	<del>4,250,000.00</del>
<del>10</del>	<del>02/15/2020</del>	<del>58,375.00</del>	<del>340,000.00</del>	<del>398,375.00</del>	<del>0.00</del>	<del>3,910,000.00</del>
<del>11</del>	<del>08/15/2020</del>	<del>54,975.00</del>	<del>0.00</del>	<del>54,975.00</del>	<del>0.00</del>	<del>3,910,000.00</del>
<del>12</del>	<del>02/15/2021</del>	<del>54,975.00</del>	<del>345,000.00</del>	<del>399,975.00</del>	<del>0.00</del>	<del>3,565,000.00</del>
<del>13</del>	<del>08/15/2021</del>	<del>51,525.00</del>	<del>0.00</del>	<del>51,525.00</del>	<del>0.00</del>	<del>3,565,000.00</del>
<del>14</del>	<del>02/15/2022</del>	<del>51,525.00</del>	<del>355,000.00</del>	<del>406,525.00</del>	<del>0.00</del>	<del>3,210,000.00</del>
<del>15</del>	<del>08/15/2022</del>	<del>47,975.00</del>	<del>0.00</del>	<del>47,975.00</del>	<del>0.00</del>	<del>3,210,000.00</del>
<del>16</del>	<del>02/15/2023</del>	<del>47,975.00</del>	<del>360,000.00</del>	<del>407,975.00</del>	<del>0.00</del>	<del>2,850,000.00</del>
<del>17</del>	<del>08/15/2023</del>	<del>44,375.00</del>	<del>0.00</del>	<del>44,375.00</del>	<del>0.00</del>	<del>2,850,000.00</del>
<del>18</del>	<del>02/15/2024</del>	<del>44,375.00</del>	<del>370,000.00</del>	<del>414,375.00</del>	<del>0.00</del>	<del>2,480,000.00</del>
19	08/15/2024	38,825.00	0.00	38,825.00	0.00	2,480,000.00
20	02/15/2025	38,825.00	385,000.00	423,825.00	0.00	2,095,000.00
21	08/15/2025	33,050.00	0.00	33,050.00	0.00	2,095,000.00
22	02/15/2026	33,050.00	390,000.00	423,050.00	0.00	1,705,000.00
23	08/15/2026	27,200.00	0.00	27,200.00	0.00	1,705,000.00
24	02/15/2027	27,200.00	405,000.00	432,200.00	0.00	1,300,000.00
25	08/15/2027	21,125.00	0.00	21,125.00	0.00	1,300,000.00
26	02/15/2028	21,125.00	420,000.00 C	441,125.00	0.00	880,000.00
27	08/15/2028	14,300.00	0.00	14,300.00	0.00	880,000.00
28	02/15/2029	14,300.00	430,000.00 C	444,300.00	0.00	450,000.00
29	08/15/2029	7,312.50	0.00	7,312.50	0.00	450,000.00
30	02/15/2030	7,312.50	450,000.00	457,312.50	0.00	0.00
<b>Total</b>		<u>1,303,448.88</u>	<u>5,540,000.00</u>	<u>6,843,448.88</u>	<u>0.00</u>	

FOR CHECK DATE FROM 05/01/2024 TO 05/31/2024

EMP#	NAME		GROSS WAGES	OVERTIME	O/T HOURS
<b>DEPARTMENT 010-400</b>					
00112	BROWN	SHARON	D 3,604.78	.00	.00
00894	RANSOM	RICHARD	T 7,907.33	.00	.00
<b>DEPARTMENT TOTALS</b>			<b>11,512.11</b>	<b>.00</b>	<b>.00</b>
<b>DEPARTMENT 010-403</b>					
00118	CHARLESTON	EVELYN	3,758.91	.00	.00
00791	GRIGSBY	APRIL	L 2,740.31	.00	.00
00908	ROSSI	ELISHA	C 2,312.10	.00	.00
00033	VARNELL	AMY	L 5,207.33	.00	.00
00162	WATERS	CINDY	3,663.69	.00	.00
<b>DEPARTMENT TOTALS</b>			<b>17,682.34</b>	<b>.00</b>	<b>.00</b>
<b>DEPARTMENT 010-408</b>					
00805	ROGERS	ANNETTE	R 4,023.53	.00	.00
<b>DEPARTMENT TOTALS</b>			<b>4,023.53</b>	<b>.00</b>	<b>.00</b>
<b>DEPARTMENT 010-430</b>					
00523	ALBERTSON	JAMIE	P 4,997.33	.00	.00
00501	DAUGHERTY	TARA	L 3,026.88	.00	.00
00760	HUNT	AMANDA	N 2,638.74	.00	.00
00277	KIRKLAND	KATHY	D 3,086.88	.00	.00
00893	SHELLING	KEISHA	T 2,387.89	.00	.00
00505	WOODS	LISHA	N 2,790.31	.00	.00
<b>DEPARTMENT TOTALS</b>			<b>18,928.03</b>	<b>.00</b>	<b>.00</b>
<b>DEPARTMENT 010-440</b>					
00072	BIRMINGHAM	IVORY	L 3,268.84	.00	.00
00303	BURSON	JENNY	R 3,278.53	.00	.00
00710	HENRY	PAMELA	R 2,555.11	.00	.00
00687	HUNT	PENNY	K 2,639.95	.00	.00
00193	MCDANIEL	BRYNN	E 2,952.24	.00	.00
00761	MITCHELL	DANA	M 2,545.11	.00	.00
00911	SUTTON	KAYLEE	K 2,387.89	.00	.00
00070	YOUNG	ANGELA	G 5,147.33	.00	.00
<b>DEPARTMENT TOTALS</b>			<b>24,775.00</b>	<b>.00</b>	<b>.00</b>
<b>DEPARTMENT 010-450</b>					
00166	BARKER	ROY	L 4,270.94	.00	.00
00476	BLOODWORTH	REX	D 4,490.68	.00	.00
00122	CASON	CATHY	1,083.33	.00	.00
00951	COLE	ANDREW	3,795.36	.00	.00
00916	COX	SHAWN	P 3,993.80	.00	.00
00977	CRUMPLER	STEPHEN	B 677.00	.00	.00
00127	DAVIS	DONALD	W 120.00	.00	.00
00806	GERBER	KELLY	A 3,934.59	.00	.00
00969	HALL	JUSTISS	D 3,795.36	.00	.00
00461	JONES	TOMMIE	D 360.00	.00	.00
00877	KAUFFMAN	JOSHUAH	J 3,795.36	.00	.00
00472	LAWRENCE	DANIEL	L 120.00	.00	.00



FOR CHECK DATE FROM 05/01/2024 TO 05/31/2024

EMP#	NAME			GROSS WAGES	OVERTIME	O/T HOURS
00978	LAWRENCE	WILLIAM	M	3,200.04	.00	.00
00473	LITTLE	STEPHEN	K	1,278.33	.00	.00
00968	MARTINEZ	CHRISTIAN		3,795.36	.00	.00
00701	MIXON	RICHARD	W	4,158.80	.00	.00
00753	PARO	REBECCA	L	3,045.79	.00	.00
00921	PARR	COREY	J	3,795.36	.00	.00
00089	PENNY	RONALD	L	4,213.80	.00	.00
00424	RACHEL	JAMES	V	4,014.59	.00	.00
00110	RICH	DONALD	J	3,795.36	.00	.00
00947	ROWE	GEORGE		3,795.36	.00	.00
00451	ROWE	LARRY	B	6,297.52	.00	.00
00538	SARTOR	SABRINA	R	4,083.80	.00	.00
00815	SPEAR	CHRISTOPHE	T	3,894.59	.00	.00
00102	TURNER	CINDY	S	3,776.04	.00	.00
00566	VALLERY	AMY	J	3,974.59	.00	.00
00508	WALKER	JOE	A	4,282.24	.00	.00
00693	WEERTS	CHARLES	F	1,805.00	.00	.00
00690	WHITE	ERIC	R	4,043.80	.00	.00
00694	WILLIAMS	ALLEN	W	216.00	.00	.00

<b>DEPARTMENT TOTALS</b>				<b>97,902.79</b>	<b>.00</b>	<b>.00</b>
--------------------------	--	--	--	------------------	------------	------------

**DEPARTMENT 010-453**

00845	BLOODWORTH	DANIELLE	Y	759.00	.00	.00
00691	KENWARD	AMANDA	J	3,297.27	.00	.00
00955	KILPATRICK	HALIE		3,237.27	.00	.00
00896	LIVINGSTON	NATALIE		3,414.98	.00	.00
00937	PARKER	ANGELIQUE	J	3,237.27	.00	.00
00406	STEPHENS	DELLA	R	3,641.58	.00	.00

<b>DEPARTMENT TOTALS</b>				<b>17,587.37</b>	<b>.00</b>	<b>.00</b>
--------------------------	--	--	--	------------------	------------	------------

**DEPARTMENT 010-455**

00520	BELYEU	SHERRY	A	3,517.98	.00	.00
00561	CHURCHMAN	BILLY	D	4,098.80	.00	.00
00988	HAMILTON	REBECCA		1,053.40	.00	.00
00952	HARGETT	JEFFERY	J	3,645.72	.00	.00
00867	HENRY	LESLEE	A	3,225.04	.00	.00
00844	HUEY	CLEMIA	T	3,423.48	.00	.00
00941	JOHNS	JASON	R	3,225.04	.00	.00
00900	JOLLEY	KEVIN		3,621.92	.00	.00
00967	KING	JUSTIN	D	3,225.04	.00	.00
00410	MARTIN	KERRY	B	3,423.48	.00	.00
00986	MCKAMIE	SHANE		1,682.94	.00	.00
00797	MILLER	BRANDON	L	3,463.48	.00	.00
00897	MITCHELL	SARAH	C	3,225.04	.00	.00
00863	MOOTY	PAULA	E	3,423.48	.00	.00
00721	PALMER	SHAWN		3,225.04	.00	.00
00444	PETERS	CURTIS	L	3,275.04	.00	.00
00885	PHILLIPS	CHRISTINA	A	3,328.38	.00	.00
00957	POWELL	KYLEIGH		3,225.04	.00	.00
00946	SNIDER	BRANDON		3,225.04	.00	.00
00788	VALLERY	CODY	S	3,473.48	.00	.00
00489	VELEKEI	TREAVOR	B	3,265.04	.00	.00

<b>DEPARTMENT TOTALS</b>				<b>67,271.90</b>	<b>.00</b>	<b>.00</b>
--------------------------	--	--	--	------------------	------------	------------

FOR CHECK DATE FROM 05/01/2024 TO 05/31/2024

EMP#	NAME			GROSS WAGES	OVERTIME	O/T HOURS
<b>DEPARTMENT 010-460</b>						
00563	ALLEN	HAGAN	S	4,592.60	.00	.00
00905	BLAYLOCK	MASON	L	5,579.17	.00	.00
00878	EADS	SAVANNAH		2,532.53	.00	.00
00219	FOSTER	JENNY	A	3,288.40	.00	.00
00841	MARTIN	STACEY	L	2,718.17	.00	.00
00528	ROSS	NICHOLAS	J	7,967.05	.00	.00
00306	SHELTON	COURTNEY	H	100.00	.00	.00
00943	STUBBS	JASON	R	4,549.17	.00	.00
<b>DEPARTMENT TOTALS</b>				<b>31,327.09</b>	<b>.00</b>	<b>.00</b>
<b>DEPARTMENT 010-461</b>						
00534	ROBERTS	TINA	C	3,556.49	.00	.00
<b>DEPARTMENT TOTALS</b>				<b>3,556.49</b>	<b>.00</b>	<b>.00</b>
<b>DEPARTMENT 010-471</b>						
00449	MCWATERS	ALTON	D	2,133.81	.00	.00
<b>DEPARTMENT TOTALS</b>				<b>2,133.81</b>	<b>.00</b>	<b>.00</b>
<b>DEPARTMENT 010-472</b>						
00934	KENNEDY	EMIT	R	2,023.81	.00	.00
<b>DEPARTMENT TOTALS</b>				<b>2,023.81</b>	<b>.00</b>	<b>.00</b>
<b>DEPARTMENT 010-473</b>						
00976	HENRY	MICHAEL	S	2,023.81	.00	.00
<b>DEPARTMENT TOTALS</b>				<b>2,023.81</b>	<b>.00</b>	<b>.00</b>
<b>DEPARTMENT 010-474</b>						
00476	BLOODWORTH	REX	D	2,023.81	.00	.00
<b>DEPARTMENT TOTALS</b>				<b>2,023.81</b>	<b>.00</b>	<b>.00</b>
<b>DEPARTMENT 010-481</b>						
00170	MCMILLON	BARBARA	S	4,435.34	.00	.00
00190	PRICE	THERESA	A	3,499.17	.00	.00
00940	RHYNE	REEDA	J	2,823.92	.00	.00
<b>DEPARTMENT TOTALS</b>				<b>10,758.43</b>	<b>.00</b>	<b>.00</b>
<b>DEPARTMENT 010-482</b>						
00136	BASSHAM	GINA	M	4,295.34	.00	.00
00392	BROWN	WENDY	M	2,727.38	.00	.00
<b>DEPARTMENT TOTALS</b>				<b>7,022.72</b>	<b>.00</b>	<b>.00</b>
<b>DEPARTMENT 010-483</b>						
00851	ALEXANDER	SARAH	N	2,875.00	.00	.00
00931	CULLINS	KIMBERLY	M	4,115.34	.00	.00
00980	ELDER	MARY	L	2,617.92	.00	.00
<b>DEPARTMENT TOTALS</b>				<b>9,608.26</b>	<b>.00</b>	<b>.00</b>



FOR CHECK DATE FROM 05/01/2024 TO 05/31/2024

EMP#	NAME		GROSS WAGES	OVERTIME	O/T HOURS
<b>DEPARTMENT 010-484</b>					
00305	SMITH	BRIDGET	A 4,265.34	.00	.00
00801	STABENO	KRISTINA	M 2,535.11	.00	.00
<b>DEPARTMENT TOTALS</b>			<b>6,800.45</b>	<b>.00</b>	<b>.00</b>
<b>DEPARTMENT 010-490</b>					
00846	AYERS	JANICE	M 2,875.42	.00	.00
00956	DELESE	STEPHANY	J 2,789.58	.00	.00
00418	SHORES	MELISSA	J 5,027.33	.00	.00
<b>DEPARTMENT TOTALS</b>			<b>10,692.33</b>	<b>.00</b>	<b>.00</b>
<b>DEPARTMENT 010-510</b>					
00933	ALBERTSON	GARY	J 14,255.95	.00	.00
00697	HARKEY	ELIZABETH	D 6,035.30	.00	.00
<b>DEPARTMENT TOTALS</b>			<b>20,291.25</b>	<b>.00</b>	<b>.00</b>
<b>DEPARTMENT 010-520</b>					
00959	AYERS	LAUREN		3,500.00	.00
00558	LOOMIS	JAMES	R 5,083.07	.00	.00
00651	MILLER	PEGGY	D 3,291.32	.00	.00
<b>DEPARTMENT TOTALS</b>			<b>11,874.39</b>	<b>.00</b>	<b>.00</b>
<b>DEPARTMENT 010-530</b>					
00964	HOOPER	TOMMY		4,204.65	.00
<b>DEPARTMENT TOTALS</b>			<b>4,204.65</b>	<b>.00</b>	<b>.00</b>
<b>DEPARTMENT 010-531</b>					
00036	HARROD	KATHI	L 2,931.47	.00	.00
00743	SEALS	TERESA	L 2,441.49	.00	.00
<b>DEPARTMENT TOTALS</b>			<b>5,372.96</b>	<b>.00</b>	<b>.00</b>
<b>DEPARTMENT 010-550</b>					
00975	DAVIS	MARLIN	C 1,407.97	.00	.00
00945	HERGERT	LINDSAY		1,407.97	.00
00433	PORTERFIELD	KAREN	G 2,931.90	.00	.00
<b>DEPARTMENT TOTALS</b>			<b>5,747.84</b>	<b>.00</b>	<b>.00</b>
<b>DEPARTMENT 010-570</b>					
00112	BROWN	SHARON	D 250.00	.00	.00
00894	RANSOM	RICHARD	T 250.00	.00	.00
<b>DEPARTMENT TOTALS</b>			<b>500.00</b>	<b>.00</b>	<b>.00</b>
<b>DEPARTMENT 010-571</b>					
00576	BOYTER	BEVERLY	E 894.00	414.00	23.00
00578	BYRD	SHARHONDA	L 300.00	.00	.00
00579	CATES	JAMES	T 660.00	180.00	10.00
00582	CLEMENTS	SUE	G 885.00	405.00	22.50

FOR CHECK DATE FROM 05/01/2024 TO 05/31/2024

EMP#	NAME			GROSS WAGES	OVERTIME	O/T HOURS
00884	COOLIDGE	DWIGHT		624.00	144.00	8.00
00926	HALL	ELIZABETH		570.00	90.00	5.00
00673	RILEY	CHARLES	L	624.00	144.00	8.00
00973	SMITH	DENISE		48.00	.00	.00
00101	SMITH	JOHN	M	48.00	.00	.00
00875	STEVENSON	FLOYZELL		60.00	.00	.00
00809	WEBSTER	DELOIS		619.50	139.50	7.75
00359	WILLIAMS	MARTHA		885.00	405.00	22.50
<b>DEPARTMENT TOTALS</b>				<b>6,217.50</b>	<b>1,921.50</b>	<b>106.75</b>
<b>DEPARTMENT 010-575</b>						
00443	BRYCE	DENISA	K	3,247.91	.00	.00
<b>DEPARTMENT TOTALS</b>				<b>3,247.91</b>	<b>.00</b>	<b>.00</b>
<b>DEPARTMENT 010-580</b>						
00449	MCWATERS	ALTON	D	688.36	.00	.00
<b>DEPARTMENT TOTALS</b>				<b>688.36</b>	<b>.00</b>	<b>.00</b>
<b>DEPARTMENT 010-582</b>						
00961	RHODES	CHRISTOPHE	S	735.00	.00	.00
<b>DEPARTMENT TOTALS</b>				<b>735.00</b>	<b>.00</b>	<b>.00</b>
<b>FUND TOTALS</b>				<b>406,533.94</b>	<b>1,921.50</b>	<b>106.75</b>
<b>DEPARTMENT 011-435</b>						
00794	ANDERSON	TARA	L	3,789.20	.00	.00
00923	GARNER	KIM	J	1,562.67	.00	.00
<b>DEPARTMENT TOTALS</b>				<b>5,351.87</b>	<b>.00</b>	<b>.00</b>
<b>FUND TOTALS</b>				<b>5,351.87</b>	<b>.00</b>	<b>.00</b>
<b>DEPARTMENT 012-610</b>						
00055	FITTS	JAMES	B	5,117.33	.00	.00
00050	GODWIN	DARRELL	P	5,267.33	.00	.00
00985	LANCE	WILLIAM	D	4,907.33	.00	.00
00932	YOUNG	KEVIN	W	4,907.33	.00	.00
<b>DEPARTMENT TOTALS</b>				<b>20,199.32</b>	<b>.00</b>	<b>.00</b>
<b>FUND TOTALS</b>				<b>20,199.32</b>	<b>.00</b>	<b>.00</b>
<b>DEPARTMENT 016-400</b>						
00281	BYNUM	KATHERINE	R	185.00	.00	.00
00511	DAWSON	BILLY	D	285.00	.00	.00
00028	DUPREE	BENJAMIN	S	285.00	.00	.00
<b>DEPARTMENT TOTALS</b>				<b>755.00</b>	<b>.00</b>	<b>.00</b>

FOR CHECK DATE FROM 05/01/2024 TO 05/31/2024

EMP#	NAME		GROSS WAGES	OVERTIME	O/T HOURS
<b>DEPARTMENT 016-600</b>					
00281	BYNUM	KATHERINE R	3,399.53	.00	.00
<b>DEPARTMENT TOTALS</b>			<b>3,399.53</b>	<b>.00</b>	<b>.00</b>
<b>DEPARTMENT 016-601</b>					
00511	DAWSON	BILLY D	3,606.67	.00	.00
00028	DUPREE	BENJAMIN S	6,962.46	.00	.00
<b>DEPARTMENT TOTALS</b>			<b>10,569.13</b>	<b>.00</b>	<b>.00</b>
<b>FUND TOTALS</b>			<b>14,723.66</b>	<b>.00</b>	<b>.00</b>
<b>DEPARTMENT 017-580</b>					
00048	BARKER	LESLEY A	6,362.46	.00	.00
00354	COLLINS	MALINDA K	4,250.00	.00	.00
00917	JONES	LARISSA N	1,750.00	.00	.00
00223	KLUGE	KAYLIN D	4,383.33	.00	.00
00550	MOLONEY	THOMAS E	4,383.34	.00	.00
00961	RHODES	CHRISTOPHE S	735.00	.00	.00
00766	ROWE	LATARSHA N	3,346.00	.00	.00
<b>DEPARTMENT TOTALS</b>			<b>25,210.13</b>	<b>.00</b>	<b>.00</b>
<b>FUND TOTALS</b>			<b>25,210.13</b>	<b>.00</b>	<b>.00</b>
<b>DEPARTMENT 019-581</b>					
00100	CROSSEN	MARY F	4,333.33	.00	.00
00913	HINTON	LAINIE R	2,520.84	.00	.00
<b>DEPARTMENT TOTALS</b>			<b>6,854.17</b>	<b>.00</b>	<b>.00</b>
<b>DEPARTMENT 019-582</b>					
00100	CROSSEN	MARY F	50.00	.00	.00
00913	HINTON	LAINIE R	50.00	.00	.00
<b>DEPARTMENT TOTALS</b>			<b>100.00</b>	<b>.00</b>	<b>.00</b>
<b>FUND TOTALS</b>			<b>6,954.17</b>	<b>.00</b>	<b>.00</b>
<b>DEPARTMENT 020-581</b>					
00274	MCDANIEL	JOBY R	3,584.58	.00	.00
<b>DEPARTMENT TOTALS</b>			<b>3,584.58</b>	<b>.00</b>	<b>.00</b>
<b>FUND TOTALS</b>			<b>3,584.58</b>	<b>.00</b>	<b>.00</b>
<b>DEPARTMENT 021-611</b>					
00948	BYNUM	CADE	330.00	.00	.00
00055	FITTS	JAMES B	50.00	.00	.00
00425	FOWLER	JOSHUA P	3,281.83	.00	.00
00347	HICKS	JIMMY W	4,260.85	.00	.00
00749	HOOVER	JOHN W	2,974.38	.00	.00
00026	JOHNSON	ROBERT L	3,990.00	.00	.00
00744	MCCALL	JAMES D	3,960.00	.00	.00

FOR CHECK DATE FROM 05/01/2024 TO 05/31/2024

EMP#	NAME		GROSS WAGES	OVERTIME	O/T HOURS
00919	PATE	CORY	S 3,079.45	.00	.00

<b>DEPARTMENT TOTALS</b>			<b>21,926.51</b>	<b>.00</b>	<b>.00</b>
--------------------------	--	--	------------------	------------	------------

<b>FUND TOTALS</b>			<b>21,926.51</b>	<b>.00</b>	<b>.00</b>
--------------------	--	--	------------------	------------	------------

**DEPARTMENT 022-612**

00958	DENNIS	BRADLEY	S 3,049.84	.00	.00
00915	DUCK	DANIEL	P 4,150.85	.00	.00
00513	GASTON	RODERICK	W 3,514.71	.00	.00
00047	GOODSON	JIMMY	A 3,537.65	.00	.00
00850	HAND	DENNIS	C 2,924.38	.00	.00
00755	MAY	DAVID	L 4,218.87	.00	.00
00979	MILLER	DONALD	B 2,593.58	.00	.00
00963	WATKINS	MARTY	3,324.96	.00	.00
00932	YOUNG	KEVIN	W 50.00	.00	.00

<b>DEPARTMENT TOTALS</b>			<b>27,364.84</b>	<b>.00</b>	<b>.00</b>
--------------------------	--	--	------------------	------------	------------

<b>FUND TOTALS</b>			<b>27,364.84</b>	<b>.00</b>	<b>.00</b>
--------------------	--	--	------------------	------------	------------

**DEPARTMENT 023-613**

00987	BORDEN	LELAND	499.20	.00	.00
00159	IVORY	KELVIN	3,634.71	.00	.00
00985	LANCE	WILLIAM	D 50.00	.00	.00
00989	MCCASLAND	MITCHELL	S 260.00	.00	.00
00910	NOLEN	JEFFREY	K 4,797.50	.00	.00
00954	SKINNER	TRAVIS	2,593.58	.00	.00

<b>DEPARTMENT TOTALS</b>			<b>11,834.99</b>	<b>.00</b>	<b>.00</b>
--------------------------	--	--	------------------	------------	------------

<b>FUND TOTALS</b>			<b>11,834.99</b>	<b>.00</b>	<b>.00</b>
--------------------	--	--	------------------	------------	------------

**DEPARTMENT 024-614**

00147	BYRUM	SCOTT	D 4,470.85	.00	.00
00050	GODWIN	DARRELL	P 50.00	.00	.00
00565	HARRIS	STEPHEN	A 2,101.20	.00	.00
00655	MAYFIELD	MARC	A 3,241.83	.00	.00
00790	SMITH	DENNIS	J 2,425.91	.00	.00
00907	STABENO	WILLIAM	C 2,799.49	.00	.00

<b>DEPARTMENT TOTALS</b>			<b>15,089.28</b>	<b>.00</b>	<b>.00</b>
--------------------------	--	--	------------------	------------	------------

<b>FUND TOTALS</b>			<b>15,089.28</b>	<b>.00</b>	<b>.00</b>
--------------------	--	--	------------------	------------	------------

**DEPARTMENT 034-560**

00550	MOLONEY	THOMAS	E 1,083.33	.00	.00
00795	RETELLE	KAYLA	A 3,966.67	.00	.00

<b>DEPARTMENT TOTALS</b>			<b>5,050.00</b>	<b>.00</b>	<b>.00</b>
--------------------------	--	--	-----------------	------------	------------

<b>FUND TOTALS</b>			<b>5,050.00</b>	<b>.00</b>	<b>.00</b>
--------------------	--	--	-----------------	------------	------------



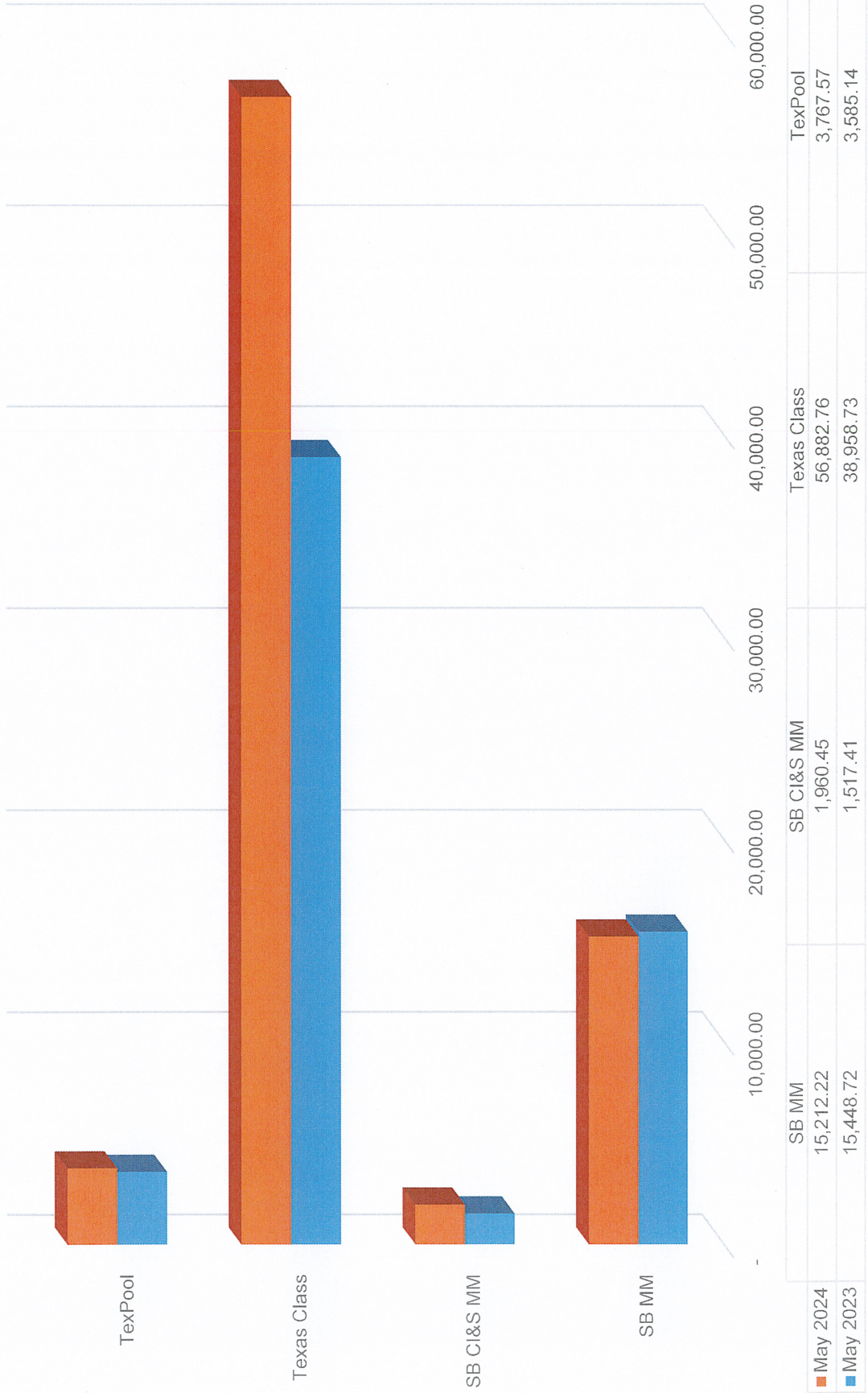
FOR CHECK DATE FROM 05/01/2024 TO 05/31/2024

EMP#	NAME		GROSS WAGES	OVERTIME	O/T HOURS
<b>DEPARTMENT 037-580</b>					
00569	BURNS	DEBBIE	J 4,383.33	.00	.00
<b>DEPARTMENT TOTALS</b>			<b>4,383.33</b>	<b>.00</b>	<b>.00</b>
<b>FUND TOTALS</b>			<b>4,383.33</b>	<b>.00</b>	<b>.00</b>
<b>DEPARTMENT 047-580</b>					
00878	EADS	SAVANNAH	500.00	.00	.00
00219	FOSTER	JENNY	A 500.00	.00	.00
00841	MARTIN	STACEY	L 500.00	.00	.00
<b>DEPARTMENT TOTALS</b>			<b>1,500.00</b>	<b>.00</b>	<b>.00</b>
<b>FUND TOTALS</b>			<b>1,500.00</b>	<b>.00</b>	<b>.00</b>
<b>DEPARTMENT 063-580</b>					
00048	BARKER	LESLEY	A 1,578.12	.00	.00
00796	CASON	FRANKLIN	L 3,966.67	.00	.00
00913	HINTON	LAINIE	R 2,520.83	.00	.00
<b>DEPARTMENT TOTALS</b>			<b>8,065.62</b>	<b>.00</b>	<b>.00</b>
<b>FUND TOTALS</b>			<b>8,065.62</b>	<b>.00</b>	<b>.00</b>
<b>DEPARTMENT 067-581</b>					
00917	JONES	LARISSA	N 1,800.00	.00	.00
<b>DEPARTMENT TOTALS</b>			<b>1,800.00</b>	<b>.00</b>	<b>.00</b>
<b>FUND TOTALS</b>			<b>1,800.00</b>	<b>.00</b>	<b>.00</b>
<b>DEPARTMENT 091-400</b>					
00563	ALLEN	HAGAN	S 2,818.76	.00	.00
00905	BLAYLOCK	MASON	L 3,116.67	.00	.00
00476	BLOODWORTH	REX	D 601.98	.00	.00
00561	CHURCHMAN	BILLY	D 562.40	.00	.00
00951	COLE	ANDREW	792.62	.00	.00
00916	COX	SHAWN	P 395.74	.00	.00
00806	GERBER	KELLY	A 844.16	.00	.00
00969	HALL	JUSTISS	D 726.57	.00	.00
00988	HAMILTON	REBECCA	39.57	.00	.00
00867	HENRY	LESLEE	A 316.58	.00	.00
00844	HUEY	CLEMIA	T 253.04	.00	.00
00941	JOHNS	JASON	R 316.58	.00	.00
00900	JOLLEY	KEVIN	356.16	.00	.00
00877	KAUFFMAN	JOSHUAH	J 792.62	.00	.00
00967	KING	JUSTIN	D 290.20	.00	.00
00978	LAWRENCE	WILLIAM	M 263.83	.00	.00
00410	MARTIN	KERRY	B 253.04	.00	.00
00968	MARTINEZ	CHRISTIAN	792.62	.00	.00
00986	MCKAMIE	SHANE	79.14	.00	.00
00797	MILLER	BRANDON	L 253.04	.00	.00
00897	MITCHELL	SARAH	C 316.58	.00	.00
00701	MIXON	RICHARD	W 895.74	.00	.00

FOR CHECK DATE FROM 05/01/2024 TO 05/31/2024

EMP#	NAME		GROSS WAGES	OVERTIME	O/T HOURS
00863	MOOTY	PAULA	E 303.37	.00	.00
00721	PALMER	SHAWN	316.58	.00	.00
00753	PARO	REBECCA	L 435.04	.00	.00
00921	PARR	COREY	J 792.62	.00	.00
00089	PENNY	RONALD	L 895.74	.00	.00
00444	PETERS	CURTIS	L 316.58	.00	.00
00885	PHILLIPS	CHRISTINA	A 316.58	.00	.00
00957	POWELL	KYLEIGH	316.58	.00	.00
00424	RACHEL	JAMES	V 844.16	.00	.00
00110	RICH	DONALD	J 523.67	.00	.00
00534	ROBERTS	TINA	C 1,350.23	.00	.00
00528	ROSS	NICHOLAS	J 3,821.71	.00	.00
00947	ROWE	GEORGE	792.62	.00	.00
00451	ROWE	LARRY	B 1,724.96	.00	.00
00538	SARTOR	SABRINA	R 895.74	.00	.00
00946	SNIDER	BRANDON	316.58	.00	.00
00815	SPEAR	CHRISTOPHE	T 844.16	.00	.00
00943	STUBBS	JASON	R 1,712.22	.00	.00
00566	VALLERY	AMY	J 818.39	.00	.00
00788	VALLERY	CODY	S 253.04	.00	.00
00489	VELEKEI	TREAVOR	B 316.58	.00	.00
00508	WALKER	JOE	A 665.52	.00	.00
00690	WHITE	ERIC	R 895.74	.00	.00
<b>DEPARTMENT TOTALS</b>			<b>34,546.05</b>	<b>.00</b>	<b>.00</b>
<b>FUND TOTALS</b>			<b>34,546.05</b>	<b>.00</b>	<b>.00</b>
<b>GRAND TOTALS</b>			<b>614,118.29</b>	<b>1,921.50</b>	<b>106.75</b>

# Investments - Interest Earned



Cass County Investments  
May 2024

ACCOUNT	BANK/POOL ACCOUNT	BEGINNING CASH BALANCE	CASH RECEIPTS	CASH DISBURSEMENTS	ENDING CASH BALANCE
010	STATE BANK MONEY MARKET	3,219,337.37	838,308.13	-715,644.31	3,342,001.19
012	STATE BANK MONEY MARKET	457,323.50	302,298.68	0.00	759,622.18
014	STATE BANK MONEY MARKET	20,366.04	52.49	0.00	20,418.53
016	STATE BANK MONEY MARKET	134,252.07	150.84	-88,363.71	46,039.20
017	STATE BANK MONEY MARKET	122,497.99	74,360.14	-12,768.20	184,089.93
019	STATE BANK MONEY MARKET	15,000.00	0.00	0.00	15,000.00
021	STATE BANK MONEY MARKET	137,423.54	24,914.58	-62,544.27	99,793.85
022	STATE BANK MONEY MARKET	197,972.61	420.35	-101,349.64	97,043.32
023	STATE BANK MONEY MARKET	255,043.72	495.70	-88,165.51	167,373.91
024	STATE BANK MONEY MARKET	210,221.29	346.35	-112,971.72	97,595.92
035	STATE BANK MONEY MARKET	51,500.00	0.00	0.00	51,500.00
042	STATE BANK MONEY MARKET	0.12	0.00	0.00	0.12
044	STATE BANK MONEY MARKET	36,803.49	94.87	0.00	36,898.36
051	STATE BANK MONEY MARKET	11,390.53	29.35	0.00	11,419.88
057	STATE BANK MONEY MARKET	123,029.61	317.17	0.00	123,346.78
064	STATE BANK MONEY MARKET	20,000.00	0.00	0.00	20,000.00
070	STATE BANK MONEY MARKET	118,010.64	304.22	0.00	118,314.86
072	STATE BANK MONEY MARKET	117,291.01	302.37	0.00	117,593.38
087	STATE BANK MONEY MARKET	37,936.68	97.79	0.00	38,034.47
	<b>GRAND TOTAL</b>	<b>5,285,400.21</b>	<b>1,242,493.03</b>	<b>-1,181,807.36</b>	<b>5,346,085.88</b>
084	CI&S STATE BANK MONEY MARKET	639,347.60	11,127.48	0.00	650,475.08
086	CI&S STATE BANK MONEY MARKET	110,145.16	284.91	0.00	110,430.07
	<b>GRAND TOTAL</b>	<b>749,492.76</b>	<b>11,412.39</b>	<b>0.00</b>	<b>760,905.15</b>



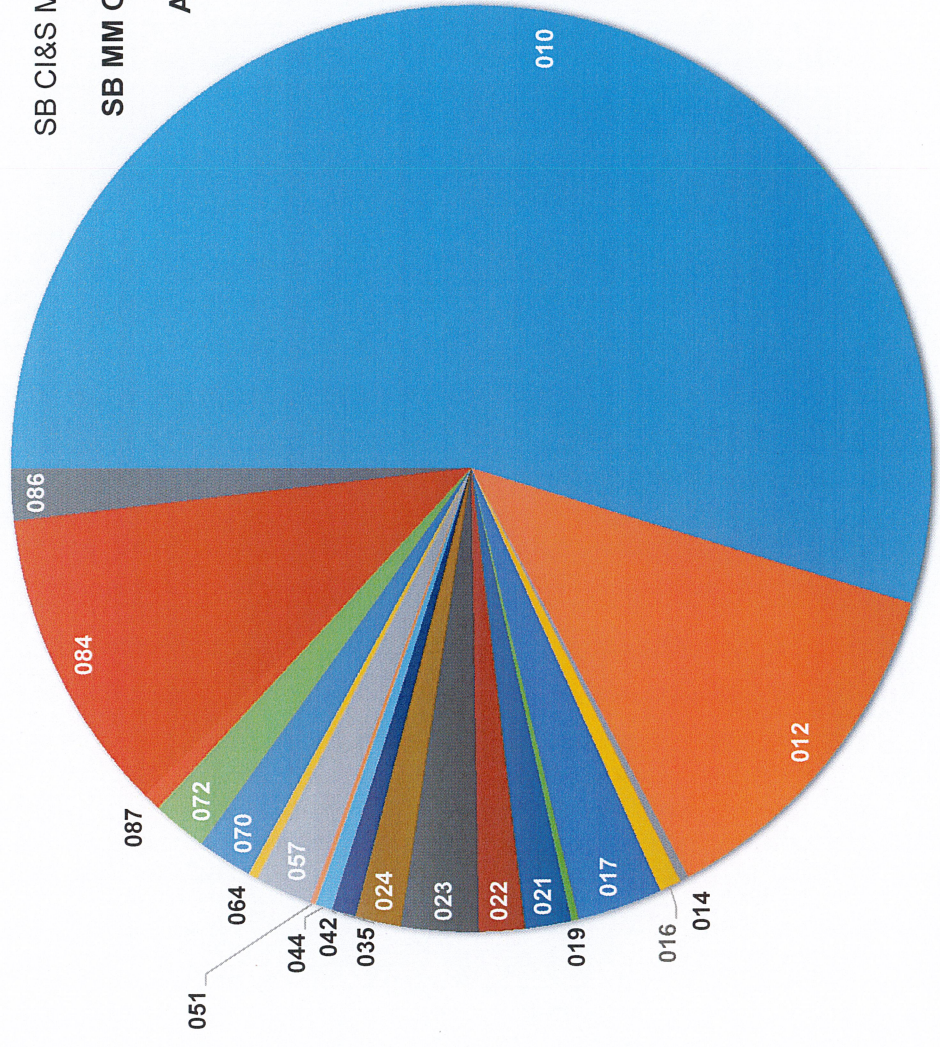
# STATE BANK GENERAL MONEY MARKET & CI&S MONEY MARKET

SB General MM - \$5,346,085.88

SB CI&S MM (084 & 086) - \$760,905.15

**SB MM Grand Total - \$6,106,991.03**

**Avg % Yield - 3.09%**



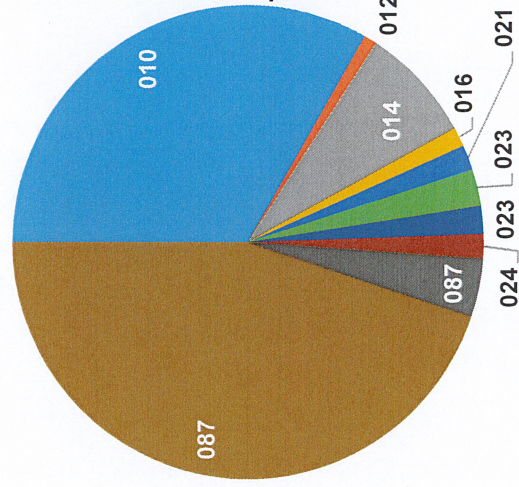
- 010 012 014 016 017 019 021 022 023 024 035 042 044 051 057 064 070 072 084 086



Cass County Investments  
May 2024

ACCOUNT	BANK/POOL ACCOUNT	BEGINNING CASH BALANCE	CASH RECEIPTS	CASH DISBURSEMENTS	ENDING CASH BALANCE
010	TEXAS CLASS INVESTMENT POOL	3,690,022.70	768,534.21	0.00	4,458,556.91
012	TEXAS CLASS INVESTMENT POOL	119,451.77	518.06	0.00	119,969.83
014	TEXAS CLASS INVESTMENT POOL	1,057,564.86	4,720.17	0.00	1,062,285.03
016	TEXAS CLASS INVESTMENT POOL	0.00	175,248.14	0.00	175,248.14
021	TEXAS CLASS INVESTMENT POOL	229,347.29	1,023.65	0.00	230,370.94
022	TEXAS CLASS INVESTMENT POOL	182,353.40	151,223.81	0.00	333,577.21
023	TEXAS CLASS INVESTMENT POOL	56,860.21	200,800.35	0.00	257,660.56
024	TEXAS CLASS INVESTMENT POOL	22,747.66	200,648.10	0.00	223,395.76
072	TEXAS CLASS INVESTMENT POOL	528,782.43	2,360.10	0.00	531,142.53
087	TEXAS CLASS INVESTMENT POOL	6,005,972.32	26,806.17	0.00	6,032,778.49
<b>GRAND TOTAL</b>		<b>11,893,102.64</b>	<b>1,531,882.76</b>	<b>0.00</b>	<b>13,424,985.40</b>

TEXAS CLASS



010 012 014 016 021 022 023 024 072 087

Main TClass - \$4,578,526.74  
TBC TClass - \$1,062,285.03  
Juvenile Probation - \$175,248.14  
R&B1 TClass - \$230,370.94  
R&B2 TClass - \$333,577.21  
R&B3 TClass - \$257,660.56  
R&B4 TClass - \$223,395.76  
FST TClass - \$531,142.53  
SPF TClass - \$6,032,778.49

TClass Grand Total - \$13,424,985.40

Avg Monthly Yield - 5.2585%



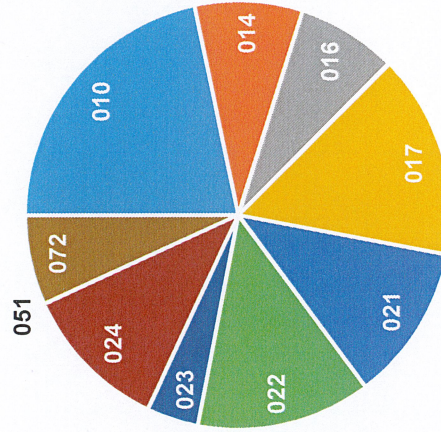
Cass County Investments  
May 2024

ACCOUNT	BANK/POOL ACCOUNT	BEGINNING CASH BALANCE	CASH RECEIPTS	CASH DISBURSEMENTS	ENDING CASH BALANCE
010	TEXPOOL INVESTMENTS	171,288.28	775.57	0.00	172,063.85
014	TEXPOOL INVESTMENTS	64,570.05	292.33	0.00	64,862.38
016	TEXPOOL INVESTMENTS	160,351.88	467.27	-100,000.00	60,819.15
017	TEXPOOL INVESTMENTS	121,744.96	551.19	0.00	122,296.15
021	TEXPOOL INVESTMENTS	93,470.69	423.18	0.00	93,893.87
022	TEXPOOL INVESTMENTS	104,574.19	473.45	0.00	105,047.64
023	TEXPOOL INVESTMENTS	30,997.56	140.33	0.00	31,137.89
024	TEXPOOL INVESTMENTS	88,608.20	401.16	0.00	89,009.36
051	TEXPOOL INVESTMENTS	242.66	1.09	0.00	243.75
072	TEXPOOL INVESTMENTS	53,454.08	242.00	0.00	53,696.08
	<b>GRAND TOTAL</b>	<b>889,302.55</b>	<b>3,767.57</b>	<b>-100,000.00</b>	<b>793,070.12</b>

TEXPOOL

Main TXPL Grand Total - \$793,070.12

Avg Monthly Rate - 5.32%



Legend: 010 (blue), 014 (orange), 016 (grey), 017 (yellow), 021 (dark blue), 022 (green), 023 (dark blue), 024 (red), 051 (dark blue), 072 (brown)



# Monthly Newsletter: June 2024

## ANNOUNCEMENTS

**We welcome the following entities who joined TexPool and TexPool Prime in May 2024:**

- City of Covington
- Childress ISD
- Falls County ESD 1
- Bob Hope School
- Hays County District Clerk
- Benbrook Economic Development Corporation
- Harris County MUD 238
- Tomball Business Improvement District
- Dimmit County
- City of Malone
- Odyssey 2020 Academy, Inc
- Harris County MUD 555
- Bexar County ESD 8 (Prime only)
- City of Kermit (Prime only)
- Harris County ESD 11 (Prime only)

### Tips for Preventing Financial Fraud

With cyber-crime and other social engineering attacks on the rise, TexPool offers tips, resources, and other suggestions to help protect your participating entity from potential financial fraud. Please visit the Financial Fraud Prevention page on TexPool.com to learn more.

We also encourage you to complete the Phishing and Cybersecurity Awareness course that is available through TexPool Academy.

### TexPool Advisory Board Members

- |                     |                 |
|---------------------|-----------------|
| Patrick Krishock    | David Landeros  |
| Belinda Weaver      | Sharon Matthews |
| Deborah Lauder milk | David Garcia    |
| Valarie Van Vlack   | Dina Edgar      |

Overseen by the State of Texas Comptroller of Public Accounts Glenn Hegar

Operated under the supervision of the Texas Treasury Safekeeping Trust Company

## Economic and Market Commentary: Filling the pool again

June 1, 2024

Summer doesn't officially start until June 21, but Memorial Day marks the opening of public pools. That means municipalities were filling them in May with the clear, shimmering water that beckons children from coast to coast.

Liquidity vehicles experienced their own flows in May. Many lost assets in March and April, but it was largely due to corporate and individual tax dates, not from the beginning of the end of cash's reign. After two years of its kingly status, some would like to see other asset classes be more attractive. But liquidity products are only growing in favor as they ride the Federal Reserve's reticence to cut rates, with most seeing at least modest inflows in May.

Keeping with the swimming pool metaphor, the U.S. Treasury Department is acting like a drain. On May 29, it began a program to buy back a set amount of government securities. Secretary Janet Yellen and company want to support the Treasury market by increasing liquidity via purchases on the secondary market. The focus now is on bonds and notes, but Treasury plans on targeting bills to lessen market volatility when it issues fewer short-term securities because it has a surfeit of cash. While it won't make a ton of difference if the buyback amount is modest, as it has been so far, it can only help cash managers.

*(continued page 6)*

### Performance as of May 31, 2024

	TexPool	TexPool Prime
Current Invested Balance	\$34,048,746,311	\$14,492,953,389
Weighted Average Maturity**	40 Days	48 Days
Weighted Average Life**	94 Days	83 Days
Net Asset Value	0.99995	0.99998
Total Number of Participants	2,866	589
Management Fee on Invested Balance	0.0450%	0.0550%
Interest Distributed	\$156,363,086.37	\$69,759,408.34
Management Fee Collected	\$1,208,096.84	\$683,409.51
Current S&P Global Rating	AAAm	AAAm
<b>Month Averages</b>		
Average Invested Balance	\$34,643,558,991	\$15,059,562,101
Average Monthly Rate*	5.32%	5.45%
Average Weighted Average Maturity**	40	46
Average Weighted Average Life**	92	83

\*This average monthly rate for TexPool Prime for each date may reflect a waiver of some portion or all of each of the management fees.

\*\*See page 2 for definitions.

Past performance is no guarantee of future results.





Participant Services  
 1001 Texas Ave. Suite 1150  
 Houston, TX 77002

PRSRST STD  
 U.S. POSTAGE  
 PAID  
 AUSTIN, TX  
 PERMIT NO. 1264

MELISSA SHORES  
 CASS COUNTY  
 PO BOX 152  
 LINDEN TX 75563-0152



254

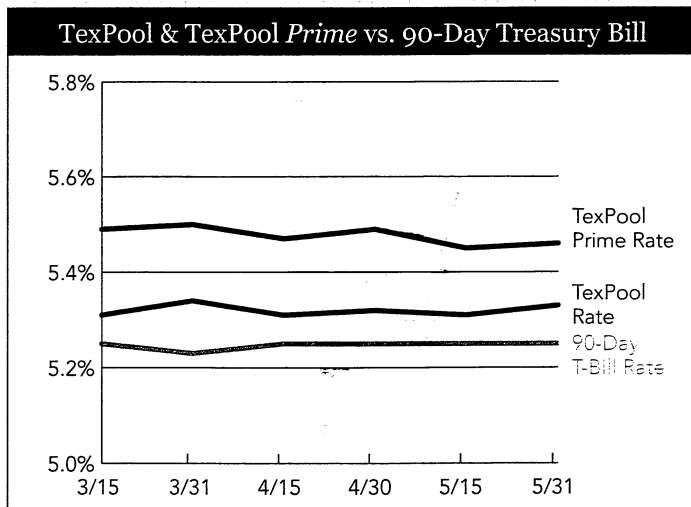
T3 P1

### Moving Target

It would be easier to name the Federal Reserve governors and branch presidents who didn't speak in May than those who did. One gets the feeling that dissent will be coming, especially as the minutes of the May Federal Open Market Committee meeting were more hawkish than the neutral-to-dovish spin Chair Jerome Powell gave in his press conference.

We already know that the three quarter-point cuts the Fed once penciled for the second half of this year have been postponed. We expect to get only one or two now. However, the specter of a rate hike raised its frightful head in the May meeting: "Various participants mentioned a willingness to tighten policy further should risks to inflation materialize in a way that such an action became appropriate." Despite this warning, we do not anticipate a hike. One thing to note is that the idea that the Fed will avoid cutting rates in September so as not to appear to interfere with the general election, forgoing rate action when warranted by the data might also look politically motivated. The argument cuts both ways, so to speak.

At the end of the month, yields on 1-, 3-, 6- and 12-month U.S. Treasuries were 5.39%, 5.39%, 5.36% and 5.17%, respectively.



*90-Day Treasury Bill is a short-term debt instrument backed by the national government. These are used to collect immediate cash to meet outstanding obligations.*


*Any private investor can invest in a Treasury bill. The 90-Day Treasury Bill is a weighted average rate of the weekly auctions of 90-Day Treasury Bills.*

*Past performance is no guarantee of future results.*



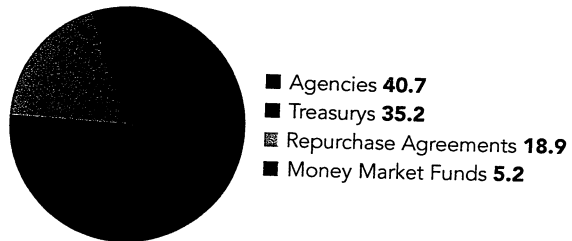
## Portfolio by Maturity (%)

As of May 31, 2024



## Portfolio by Type of Investment (%)

As of May 31, 2024



### Portfolio Asset Summary as of May 31, 2024

	Book Value	Market Value
Uninvested Balance	-\$178.21	-\$178.21
Receivable for Investments Sold	0.00	0.00
Accrual of Interest Income	119,838,425.94	119,838,425.94
Interest and Management Fees Payable	-156,364,152.55	-156,364,152.55
Payable for Investments Purchased	-1,615,895,309.40	-1,615,895,309.40
Accrued Expenses & Taxes	-38,238.91	-38,238.91
Repurchase Agreements	6,760,515,000.00	6,760,515,000.00
Mutual Fund Investments	1,867,085,200.00	1,867,085,200.00
Government Securities	14,521,160,654.43	14,516,078,637.52
US Treasury Bills	10,807,699,122.88	10,809,441,181.32
US Treasury Notes	1,744,745,786.88	1,746,355,287.15
<b>Total</b>	<b>\$34,048,746,311.06</b>	<b>\$34,047,015,852.86</b>

Market value of collateral supporting the Repurchase Agreements is at least 102% of the Book Value. The portfolio is managed by Federated Investment Counseling and the assets are safe kept in a separate custodial account at State Street Bank in the name of TexPool. The only source of payment to the Participants is the assets of TexPool. There is no secondary source of payment for the pool such as insurance or State guarantee. Should you require a copy of the portfolio, please contact TexPool Participant Services.

### Participant Summary

	Number of Participants	Balance
School District	630	\$10,796,023,636.87
Higher Education	60	\$1,400,488,575.69
County	201	\$4,202,932,276.29
Healthcare	94	\$2,070,629,826.28
Utility District	932	\$5,437,052,976.06
City	507	\$8,121,762,530.97
Emergency Districts	109	\$473,207,532.11
Economic Development Districts	91	\$205,138,852.99
Other	242	\$1,341,469,507.22

#### \*\*Definition of Weighted Average Maturity and Weighted Average Life

WAM is the mean average of the periods of time remaining until the securities held in TexPool (a) are scheduled to be repaid, (b) would be repaid upon a demand by TexPool, or (c) are scheduled to have their interest rate readjusted to reflect current market rates. Securities with adjustable rates payable upon demand are treated as maturing on the earlier of the two dates set forth in (b) and (c) if their scheduled maturity is 397 days or less; and the later of the two dates set forth in (b) and (c) if their scheduled maturity is more than 397 days. The mean is weighted based on the percentage of the amortized cost of the portfolio invested in each period.

WAL is calculated in the same manner as WAM, but is based solely on the periods of time remaining until the securities held in TexPool (a) are scheduled to be repaid or (b) would be repaid upon a demand by TexPool, without reference to when interest rates of securities within TexPool are scheduled to be readjusted.



## Daily Summary


Date	Money Mkt. Fund Equiv. (SEC Std.)	Dividend Factor	TexPool Invested Balance	NAV	WAM Days	WAL Days
5/1	5.3173%	0.000145679	\$35,227,509,220.51	0.99988	40	96
5/2	5.3109%	0.000145504	\$35,220,474,967.62	0.99987	41	94
5/3	5.3172%	0.000145678	\$35,012,369,540.22	0.99988	41	95
5/4	5.3172%	0.000145678	\$35,012,369,540.22	0.99988	41	95
5/5	5.3172%	0.000145678	\$35,012,369,540.22	0.99988	41	95
5/6	5.3108%	0.000145502	\$34,903,282,560.69	0.99989	39	93
5/7	5.3109%	0.000145504	\$34,879,118,022.28	0.99989	40	95
5/8	5.3124%	0.000145545	\$34,763,864,549.55	0.99989	40	95
5/9	5.3126%	0.000145552	\$34,758,579,359.34	0.99989	40	93
5/10	5.3125%	0.000145547	\$34,908,727,320.94	0.99987	40	92
5/11	5.3125%	0.000145547	\$34,908,727,320.94	0.99987	40	92
5/12	5.3125%	0.000145547	\$34,908,727,320.94	0.99987	40	92
5/13	5.3129%	0.000145558	\$34,857,381,650.67	0.99990	38	90
5/14	5.3146%	0.000145605	\$34,798,107,119.08	0.99990	39	92
5/15	5.3147%	0.000145609	\$34,559,638,399.59	0.99991	39	92
5/16	5.3148%	0.000145611	\$34,577,307,497.20	0.99989	38	91
5/17	5.3151%	0.000145620	\$34,591,883,801.19	0.99987	40	92
5/18	5.3151%	0.000145620	\$34,591,883,801.19	0.99987	40	92
5/19	5.3151%	0.000145620	\$34,591,883,801.19	0.99987	40	92
5/20	5.3160%	0.000145643	\$34,448,530,672.71	0.99987	38	90
5/21	5.3167%	0.000145662	\$34,432,550,170.14	0.99988	38	90
5/22	5.3166%	0.000145661	\$34,357,207,645.61	0.99986	38	89
5/23	5.3166%	0.000145659	\$34,205,431,093.45	0.99984	41	90
5/24	5.3166%	0.000145659	\$34,415,751,564.70	0.99983	42	90
5/25	5.3166%	0.000145659	\$34,415,751,564.70	0.99983	42	90
5/26	5.3166%	0.000145659	\$34,415,751,564.70	0.99983	42	90
5/27	5.3166%	0.000145659	\$34,415,751,564.70	0.99983	42	90
5/28	5.3231%	0.000145838	\$34,232,954,993.19	0.99985	40	90
5/29	5.3233%	0.000145844	\$34,273,199,583.27	0.99983	40	90
5/30	5.3266%	0.000145934	\$34,204,496,667.26	0.99983	40	89
5/31	5.3270%	0.000145944	\$34,048,746,311.06	0.99995	40	94
<b>Average:</b>	<b>5.3161%</b>	<b>0.000145646</b>	<b>\$34,643,558,991.26</b>	<b>0.99987</b>	<b>40</b>	<b>92</b>



## TEXPOOL Prime

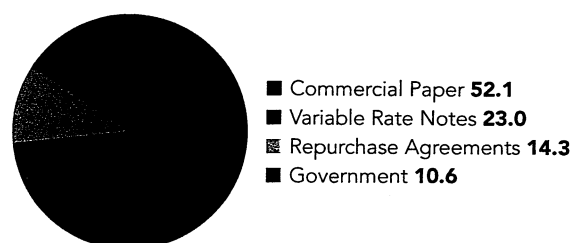
### Portfolio by Maturity (%)

*As of May 31, 2024*



### Portfolio by Type of Investment (%)

*As of May 31, 2024*



### Portfolio Asset Summary as of May 31, 2024

	Book Value	Market Value
Uninvested Balance	\$841.09	\$841.09
Receivable for Investments Sold	0.00	0.00
Accrual of Interest Income	16,544,131.01	16,544,131.01
Interest and Management Fees Payable	-69,759,409.81	-69,759,409.81
Payable for Investments Purchased	0.00	0.00
Accrued Expenses & Taxes	-21,779.02	-21,779.02
Repurchase Agreements	2,077,235,000.00	2,077,235,000.00
Commercial Paper	9,758,181,807.38	9,756,187,273.88
Mutual Fund Investments	0.00	
Government Securities	1,545,772,798.00	1,546,230,392.50
Variable Rate Notes	1,165,000,000.00	1,165,409,134.60
<b>Total</b>	<b>\$14,492,953,388.65</b>	<b>\$14,491,825,584.25</b>

*Market value of collateral supporting the Repurchase Agreements is at least 102% of the Book Value. The portfolio is managed by Federated Investment Counseling and the assets are safe kept in a separate custodial account at State Street Bank in the name of TexPool Prime. The assets of TexPool Prime are the only source of payments to the Participants. There is no secondary source of payment for the pool such as insurance or State guarantee. Should you require a copy of the portfolio, please contact TexPool Participant Services*

### Participant Summary

	Number of Participants	Balance
School District	162	\$4,937,877,861.85
Higher Education	19	\$883,563,730.80
County	54	\$1,262,104,669.21
Healthcare	23	\$606,668,296.57
Utility District	73	\$604,784,353.36
City	116	\$2,637,265,258.78
Emergency Districts	32	\$105,337,869.36
Economic Development Districts	21	\$58,618,411.41
Other	89	\$3,395,892,700.88





## TEXPOOL Prime

### Daily Summary

Date	Money Mkt. Fund Equiv. (SEC Std.)	Dividend Factor	TexPool Prime Invested Balance	NAV	WAM Days	WAL Days
5/1	5.4641%	0.000149701	\$15,565,058,717.35	0.99986	43	78
5/2	5.4613%	0.000149625	\$15,555,206,895.01	0.99989	44	80
5/3	5.4677%	0.000149799	\$15,518,486,238.69	0.99977	44	81
5/4	5.4677%	0.000149799	\$15,518,486,238.69	0.99977	44	81
5/5	5.4677%	0.000149799	\$15,518,486,238.69	0.99977	44	81
5/6	5.4572%	0.000149511	\$15,549,909,808.81	0.99994	43	79
5/7	5.4568%	0.000149500	\$15,418,640,354.05	0.99992	44	81
5/8	5.4466%	0.000149221	\$15,383,886,577.91	0.99992	44	82
5/9	5.4424%	0.000149108	\$15,388,582,315.91	0.99992	44	83
5/10	5.4437%	0.000149142	\$15,381,404,488.61	0.99975	45	83
5/11	5.4437%	0.000149142	\$15,381,404,488.61	0.99975	45	83
5/12	5.4437%	0.000149142	\$15,381,404,488.61	0.99975	45	83
5/13	5.4472%	0.000149238	\$15,359,174,345.83	0.99990	45	82
5/14	5.4497%	0.000149308	\$15,210,399,221.28	0.99991	45	83
5/15	5.4502%	0.000149320	\$15,113,128,733.87	0.99994	45	83
5/16	5.4483%	0.000149268	\$15,090,129,277.14	0.99997	46	82
5/17	5.4515%	0.000149356	\$14,947,888,987.74	0.99979	48	84
5/18	5.4515%	0.000149356	\$14,947,888,987.74	0.99979	48	84
5/19	5.4515%	0.000149356	\$14,947,888,987.74	0.99979	48	84
5/20	5.4523%	0.000149379	\$14,973,798,498.12	0.99997	46	83
5/21	5.4565%	0.000149493	\$14,895,042,196.45	0.99997	48	86
5/22	5.4599%	0.000149587	\$14,777,414,376.15	0.99996	50	87
5/23	5.4593%	0.000149570	\$14,636,469,108.81	0.99995	50	88
5/24	5.4553%	0.000149460	\$14,599,774,222.55	0.99968	50	86
5/25	5.4553%	0.000149460	\$14,599,774,222.55	0.99968	50	86
5/26	5.4553%	0.000149460	\$14,599,774,222.55	0.99968	50	86
5/27	5.4553%	0.000149460	\$14,599,774,222.55	0.99968	50	86
5/28	5.4550%	0.000149451	\$14,626,072,729.76	0.99994	47	82
5/29	5.4607%	0.000149609	\$14,455,232,632.87	0.99993	48	85
5/30	5.4628%	0.000149667	\$14,412,889,932.28	0.99993	48	84
5/31	5.4621%	0.000149646	\$14,492,953,388.65	0.99998	48	83
<b>Average:</b>	<b>5.4549%</b>	<b>0.000149449</b>	<b>\$15,059,562,101.47</b>	<b>0.99985</b>	<b>46</b>	<b>83</b>

ACCOUNT NAME	BEGINNING CASH BALANCE	CASH RECEIPTS	CASH DISBURSEMENTS	ENDING CASH BALANCE
2024 010 GENERAL FUND				
CASH	2,020,594.39	1,109,243.92	2,372,006.80	757,831.51
CASH-OPERATING	195,388.74	.00	.00	195,388.74
RECEIVABLES	158,330.36	.00	.00	158,330.36
TEXPOOL INVESTMENTS	171,288.28	775.57	.00	172,063.85
CD INVESTMENT	.00	.00	.00	.00
STATE BANK MONEY MARKET	3,219,337.37	838,308.13	715,644.31	3,342,001.19
LAND,BUILDINGS & IMPROVEMENTS	.00	.00	.00	.00
EQUIPMENT,FURNITURE&FIXTURES	.00	.00	.00	.00
TEXAS CLASS INVESTMENT POOL	3,690,022.70	768,534.21	.00	4,458,556.91
TEXANA BANK CD	.00	.00	.00	.00
AMT TO BE PROV FOR RET OF DEBT	.00	.00	.00	.00
FUND TOTALS	9,138,301.12	2,716,861.83	3,087,651.11	8,767,511.84
2024 011 DIST & CO COURT LAW FUND				
CASH-DIST & CO COURT LAW	99,736.34	14,125.16	47,651.02	66,210.48
CASH-OPERATING	3,794.86	.00	.00	3,794.86
C D INVESTMENT	.00	.00	.00	.00
RECEIVABLES	2,186.88	.00	.00	2,186.88
TEXPOOL INVESTMENTS	.00	.00	.00	.00
CD INVESTMENT	.00	.00	.00	.00
MAIN GB MONEY MARKET	.00	.00	.00	.00
STATE BANK MONEY MARKET	.00	.00	.00	.00
FUND TOTALS	101,344.32	14,125.16	47,651.02	67,818.46
2024 012 MAIN ROAD & BRIDGE				
CASH-MAIN R&B OPERATING	520,004.73	81,592.77	518,170.22	83,427.28
CASH OPERATING	50,162.85	.00	.00	50,162.85
C D INVESTMENT	.00	.00	.00	.00
RECEIVABLES	43,330.29	.00	.00	43,330.29
TEXPOOL INVESTMENTS	.00	.00	.00	.00
CD INVESTMENT	.00	.00	.00	.00
MAIN GB MONEY MARKET	.00	.00	.00	.00
STATE BANK MONEY MARKET	457,323.50	302,298.68	.00	759,622.18
TCLASS MONEY MARKET	119,451.77	518.06	.00	119,969.83
FUND TOTALS	1,103,612.56	384,409.51	518,170.22	969,851.85
2024 013 H.A.V.A.				
CASH	.00	.00	.00	.00
CASH-OPERATING	.00	.00	.00	.00
RECEIVABLES	.00	.00	.00	.00
TEXPOOL INVESTMENTS	.00	.00	.00	.00
INVESTMENTS	.00	.00	.00	.00
STATE BANK MONEY MARKET	.00	.00	.00	.00
RECEIVABLES	.00	.00	.00	.00
FUND TOTALS	.00	.00	.00	.00
2024 014 TOBACCO SETTLEMENT				
TOBACCO SETTLEMENT	.00	.00	.00	.00
CASH	25,700.74	68.12	1,968.92	23,799.94
CASH-OPERATING	.00	.00	.00	.00
C.D. INVESTMENT	.00	.00	.00	.00
RECEIVABLES	.00	.00	.00	.00
TEXPOOL INVESTMENTS	64,570.05	292.33	.00	64,862.38
TOBACCO SETTLEMENT INVEST	.00	.00	.00	.00
GB MONEY MARKET	.00	.00	.00	.00

ACCOUNT NAME	BEGINNING CASH BALANCE	CASH RECEIPTS	CASH DISBURSEMENTS	ENDING CASH BALANCE
2024 015 BEAR CREEK DISASTER DONATION				
CASH	.00	.00	.00	.00
FUND TOTALS	.00	.00	.00	.00
2024 016 JUVENILE PROBATION				
CASH - JUVENILE PROBATION	11,779.15	215,249.69	205,557.11	21,471.73
CASH-OPERATING	.00	.00	.00	.00
C D INVESTMENT	.00	.00	.00	.00
RECEIVABLES	.00	.00	.00	.00
TEXPOOL INVESTMENTS	160,351.88	467.27	100,000.00	60,819.15
CD INVESTMENT	.00	.00	.00	.00
GB MONEY MARKET	.00	.00	.00	.00
STATE BANK MONEY MARKET	134,252.07	150.84	88,363.71	46,039.20
TCLASS INVESTMENT POOL	.00	175,248.14	.00	175,248.14
FUND TOTALS	306,383.10	391,115.94	393,920.82	303,578.22
2024 017 ADULT PROBATION				
CASH OPERATING-ADULT	71,256.60	58,425.40	109,093.30	20,588.70
CASH-OPERATING	.00	.00	.00	.00
C D INVESTMENT	.00	.00	.00	.00
RECEIVABLES	408.40	.00	.00	408.40
TEXPOOL INVESTMENTS	121,744.96	551.19	.00	122,296.15
CD INVESTMENT	.00	.00	.00	.00
GB MONEY MARKET	.00	.00	.00	.00
STATE BANK MONEY MARKET	122,497.99	74,360.14	12,768.20	184,089.93
FUND TOTALS	315,091.15	133,336.73	121,861.50	326,566.38
2024 019 SATP TRACK III				
CASH	5,056.13	.00	9,778.96	4,722.83
CASH-OPERATING	.00	.00	.00	.00
RECEIVABLES	.00	.00	.00	.00
CD INVESTMENTS	.00	.00	.00	.00
GB MONEY MARKET	.00	.00	.00	.00
STATE BANK MONEY MARKET	15,000.00	.00	.00	15,000.00
FUND TOTALS	20,056.13	.00	9,778.96	10,277.17
2024 020 COMMUNITY SVC RESTITUTION				
CASH OPERATING-CSR	2,337.55	.00	4,992.28	2,654.73
CASH-OPERATING	.00	.00	.00	.00
RECEIVABLES	.00	.00	.00	.00
CD INVESTMENTS	.00	.00	.00	.00
GB MONEY MARKET	.00	.00	.00	.00
STATE BANK MONEY MARKET	.00	.00	.00	.00
FUND TOTALS	2,337.55	.00	4,992.28	2,654.73
2024 021 ROAD AND BRIDGE #1				
CASH-ROAD & BRIDGE#1 OPERATING	27,347.60	147,231.70	109,868.43	10,015.67

ACCOUNT NAME	BEGINNING CASH BALANCE	CASH RECEIPTS	CASH DISBURSEMENTS	ENDING CASH BALANCE
2024 022 ROAD AND BRIDGE #2				
CASH-ROAD & BRIDGE#2 OPERATING	86,141.22	159,507.88	235,552.86	10,096.24
CASH-OPERATING	.00	.00	.00	.00
C D INVESTMENT	.00	.00	.00	.00
RECEIVABLES	.00	.00	.00	.00
TEXPOOL INVESTMENTS	104,574.19	473.45	.00	105,047.64
CD INVESTMENT	.00	.00	.00	.00
GB MONEY MARKET	.00	.00	.00	.00
STATE BANK MONEY MARKET	197,972.61	420.35	101,349.64	97,043.32
TCLASS MONEY MARKET	182,353.40	151,223.81	.00	333,577.21
FUND TOTALS	571,041.42	311,625.49	336,902.50	545,764.41
2024 023 ROAD AND BRIDGE #3				
CASH - ROAD & BRIDGE #3 OPER	119,051.60	122,351.59	231,281.37	10,121.82
CASH-OPERATING	.00	.00	.00	.00
C D INVESTMENT	.00	.00	.00	.00
RECEIVABLES	.00	.00	.00	.00
TEXPOOL INVESTMENTS	30,997.56	140.33	.00	31,137.89
CD INVESTMENT	.00	.00	.00	.00
GB MONEY MARKET	.00	.00	.00	.00
STATE BANK MONEY MARKET	255,043.72	495.70	88,165.51	167,373.91
TCLASS INVESTMENT POOL	56,860.21	200,800.35	.00	257,660.56
FUND TOTALS	461,953.09	323,787.97	319,446.88	466,294.18
2024 024 ROAD AND BRIDGE #4				
CASH-ROAD & BRIDGE#4 OPERAT.	129,263.85	153,838.86	272,978.01	10,124.70
CASH-OPERATING	.00	.00	.00	.00
C D INVESTMENT	.00	.00	.00	.00
RECEIVABLES	.00	.00	.00	.00
TEXPOOL INVESTMENTS	88,608.20	401.16	.00	89,009.36
CD INVESTMENT	.00	.00	.00	.00
MAIN GB MONEY MARKET	.00	.00	.00	.00
STATE BANK MONEY MARKET	210,221.29	346.35	112,971.72	97,595.92
TCLASS INVESTMENT POOL	22,747.66	200,648.10	.00	223,395.76
FUND TOTALS	450,841.00	355,234.47	385,949.73	420,125.74
2024 025 AIP PROGRAM				
CASH-OPERATING	.00	.00	.00	.00
C D INVESTMENTS	.00	.00	.00	.00
RECEIVABLES	.00	.00	.00	.00
TEXPOOL INVESTMENTS	.00	.00	.00	.00
C D INVESTMENT	.00	.00	.00	.00
FUND TOTALS	.00	.00	.00	.00
2024 028 CASS COUNTY PARK				
CASS COUNTY PARKS	.00	.00	.00	.00

ACCOUNT NAME	BEGINNING CASH BALANCE	CASH RECEIPTS	CASH DISBURSEMENTS	ENDING CASH BALANCE
2024 029 FEDERAL-ROAD IMPROVMT 0710197				
CASH-	.00	.00	.00	.00
CASH OPERATING	.00	.00	.00	.00
RECEIVABLES-ROAD IMPROVMENT	.00	.00	.00	.00
TEXPOOL INVESTMENTS	.00	.00	.00	.00
INVESTMENTS-ROAD IMPROV	.00	.00	.00	.00
RECEIVABLES-R&B IMPROM GRANT	.00	.00	.00	.00
FUND TOTALS	.00	.00	.00	.00
2024 030 LINDEN ENTERPRISE FUND				
CASH	.00	.00	.00	.00
CASH-OPERATING	.00	.00	.00	.00
TEXPOOL INVESTMENTS	.00	.00	.00	.00
CD INVESTMENTS	.00	.00	.00	.00
MONEY MARKET GB (MAIN GB MM)	.00	.00	.00	.00
STATE BANK MONEY MARKET	.00	.00	.00	.00
FUND TOTALS	.00	.00	.00	.00
2024 032 FEDERAL IMPROVEMENT 0711037				
CASH	.00	.00	.00	.00
CASH - OPERATING	.00	.00	.00	.00
RECEIVABLES	.00	.00	.00	.00
TEXPOOL INVESTMENTS	.00	.00	.00	.00
INVESTMENTS	.00	.00	.00	.00
RECEIVABLES	.00	.00	.00	.00
FUND TOTALS	.00	.00	.00	.00
2024 034 MENTAL HEALTH INITIATIVE PRG				
CASH	10,916.07	.00	6,083.59	4,832.48
CASH-OPERATING	.00	.00	.00	.00
CD INVESTMENTS	.00	.00	.00	.00
RECEIVABLES	.00	.00	.00	.00
TEXPOOL INVESTMENTS	.00	.00	.00	.00
CD INVESTMENTS	.00	.00	.00	.00
MONEY MARKET GB	.00	.00	.00	.00
STATE BANK MONEY MARKET	.00	.00	.00	.00
FUND TOTALS	10,916.07	.00	6,083.59	4,832.48
2024 035 CIVIL CHILDD SUPPORT PROGRAM				
CASH	62,726.83	409.00	93.27	63,042.56
CASH-OPERATING	.00	.00	.00	.00
CD INVESTMENTS	.00	.00	.00	.00
RECEIVABLES	.00	.00	.00	.00
CD INVESTMENTS	.00	.00	.00	.00
GB MONEY MARKET	.00	.00	.00	.00
STATE BANK MONEY MARKET	.00	.00	.00	.00
FUND TOTALS	62,726.83	409.00	93.27	63,042.56
2024 036 FEMA DR-1999-TX 2011 WILDFIRES				
CASH-1999 FEMA WILDFIRES	51,500.00	.00	.00	51,500.00
CASH-OPERATING	.00	.00	.00	.00
RECEIVABLES	.00	.00	.00	.00
FUND TOTALS	51,500.00	.00	.00	51,500.00

FUND TOTALS	114,226.83	409.00	93.27	114,542.56
-------------	------------	--------	-------	------------

ACCOUNT NAME	BEGINNING CASH BALANCE	CASH RECEIPTS	CASH DISBURSEMENTS	ENDING CASH BALANCE
2024 037 HIGH RISK TREATMENT PROGRAM				
CASH	21,600.23	.00	5,560.04	16,040.19
CASH-OPERATING	.00	.00	.00	.00
CD INVESTMENTS	.00	.00	.00	.00
RECEIVABLES	.00	.00	.00	.00
TEXPOOL INVESTMENTS	.00	.00	.00	.00
GB, MONEY MARKET	.00	.00	.00	.00
STATE BANK MONEY MARKET	.00	.00	.00	.00
FUND TOTALS	21,600.23	.00	5,560.04	16,040.19
2024 038 BEAR CREEK FMAG 2965-2011				
CASH	.00	.00	.00	.00
CASH - OPERATING	.00	.00	.00	.00
RECEIVABLES	.00	.00	.00	.00
TEXPOOL INVESTMENTS	.00	.00	.00	.00
INVESTMENTS	.00	.00	.00	.00
MONEY MARKET GB	.00	.00	.00	.00
FUND TOTALS	.00	.00	.00	.00
2024 039 TEXAS CDBG CONTRACT 713069				
CASH	.00	.00	.00	.00
CASH - OPERATING	.00	.00	.00	.00
RECEIVABLES	.00	.00	.00	.00
TEXPOOL INVESTMENTS	.00	.00	.00	.00
INVESTMENTS	.00	.00	.00	.00
FUND TOTALS	.00	.00	.00	.00
2024 040 TEXAS CDBG CONTRACT 7216247				
CASH	.00	.00	.00	.00
TEXPOOL INVESTMENTS	.00	.00	.00	.00
INVESTMENTS	.00	.00	.00	.00
GB MONEY MARKET	.00	.00	.00	.00
STATE BANK MONEY MARKET	.00	.00	.00	.00
FUND TOTALS	.00	.00	.00	.00
2024 041 LAW LIBRARY				
CASH - LAW LIBRARY OPERATING	8,665.80	1,527.63	1,726.34	8,467.09
CASH OPERATING	3,815.00	.00	.00	3,815.00
CD INVESTMENT	.00	.00	.00	.00
RECEIVABLES	2,765.00	.00	.00	2,765.00
CD INVESTMENT	.00	.00	.00	.00
FUND TOTALS	9,715.80	1,527.63	1,726.34	9,517.09
2024 042 INDIGENT DEFENSE GRANT (SB7)				
INDIGENT DEFENSE GRANT (SB7)	.00	.00	.00	.00
CASH-INDIGENT DEFENSE	30,995.43	85.15	.00	31,080.58
CASH OPERATING	.00	.00	.00	.00
CD INVESTMENT	.00	.00	.00	.00
RECEIVABLES	.00	.00	.00	.00
TEXPOOL INVESTMENTS	.00	.00	.00	.00
BANK INVESTMENTS	.00	.00	.00	.00



ACCOUNT NAME	BEGINNING CASH BALANCE	CASH RECEIPTS	CASH DISBURSEMENTS	ENDING CASH BALANCE
2024 043				
DIST ATT, ESCROW ACCOUNT				
DIST ATT, ESCROW ACCOUNT				
CASH OPERATING-DA ESCROW ACCT	344.29	.93	.00	345.22
CASH OPERATING	.00	.00	.00	.00
C D INVESTMENT	.00	.00	.00	.00
RECEIVABLES	.00	.00	.00	.00
TEXPOOL INVESTMENTS	.00	.00	.00	.00
CD INVESTMENT	.00	.00	.00	.00
MONEY MARKET GB	.00	.00	.00	.00
STATE BANK MONEY MARKET	.00	.00	.00	.00
FUND TOTALS	344.29	.93	.00	345.22
2024 044				
C.D.A.FORFEITURE ACCOUNT				
C.D.A.FORFEITURE ACCOUNT				
CASH OPERATING-CDA FORFEITURE	17,904.45	49.18	.00	17,953.63
CASH OPERATING	.00	.00	.00	.00
C D INVESTMENT	.00	.00	.00	.00
RECEIVABLES	.00	.00	.00	.00
TEXPOOL INVESTMENTS	.00	.00	.00	.00
CD INVESTMENT	.00	.00	.00	.00
GB MONEY MARKET	.00	.00	.00	.00
STATE BANK MONEY MARKET	36,803.49	94.87	.00	36,898.36
CDA NON-CASH GIFT CARDS	600.00	.00	.00	600.00
FUND TOTALS	55,307.94	144.05	.00	55,451.99
2024 045				
REGIONAL INTRASTATE TASK FORCE				
ARK-LA-TEX NARC TASK FORCE				
REGIONAL TASK FRC CASH	.00	.00	.00	.00
CASH OPERATING	.00	.00	.00	.00
C D INVESTMENTS	.00	.00	.00	.00
RECEIVABLES	.00	.00	.00	.00
TEXPOOL INVESTMENTS	.00	.00	.00	.00
CD INVESTMENTS	.00	.00	.00	.00
STATE BANK MONEY MARKET	.00	.00	.00	.00
FUND TOTALS	.00	.00	.00	.00
2024 046				
TASK FORCE PROGRAM INCOME				
TASK FORCE PROGRAM INCOME	.00	.00	.00	.00
TF PROGRAM INCOME-CASH	.00	.00	.00	.00
CASH OPERATING	.00	.00	.00	.00
CD INVESTMENTS	.00	.00	.00	.00
RECEIVABLES	.00	.00	.00	.00
TEXPOOL INVESTMENTS	.00	.00	.00	.00
INVESTMENTS	.00	.00	.00	.00
GB MONEY MARKET	.00	.00	.00	.00
STATE BANK MONEY MARKET	.00	.00	.00	.00
FUND TOTALS	.00	.00	.00	.00
2024 047				
CDA-STATE FUNDS				
CDA STATE FUNDS	47,710.83	129.99	1,773.27	46,067.55
CASH OPERATING	.00	.00	.00	.00
CD INVESTMENTS	.00	.00	.00	.00

ACCOUNT NAME	BEGINNING CASH BALANCE	CASH RECEIPTS	CASH DISBURSEMENTS	ENDING CASH BALANCE
2024 048 TEXAS HISTORICAL GRANT				
CASH	.00	.00	.00	.00
CASH	.00	.00	.00	.00
CASH-OPERATING	.00	.00	.00	.00
CD INVESTMENTS	.00	.00	.00	.00
RECEIVABLES	.00	.00	.00	.00
CD INVESTMENTS	.00	.00	.00	.00
GB MONEY MARKET	.00	.00	.00	.00
STATE BANK MONEY MARKET	.00	.00	.00	.00
FUND TOTALS	47,710.83	129.99	1,773.27	46,067.55
2024 049 VSO GRANT FUND				
CASH	.00	.00	.00	.00
CASH-OPERATING	.00	.00	.00	.00
RECEIVABLES	.00	.00	.00	.00
FUND TOTALS	.00	.00	.00	.00
2024 050 ARK LA TEX SEIZ/FORFT.FUND				
ARK-LA-TEX PORF/SEIZ.	.00	.00	.00	.00
CASH	.00	.00	.00	.00
CASH OPERATING	.00	.00	.00	.00
C D INVESTMENTS	.00	.00	.00	.00
TEXPOOL INVESTMENTS	.00	.00	.00	.00
CD INVESTMENT	.00	.00	.00	.00
FUND TOTALS	.00	.00	.00	.00
2024 051 CDA FORFEITURE FUNDS				
CDA FEDERAL FORFEITURES FUND				
CASH	12,192.86	33.49	.00	12,226.35
CASH-OPERATING	.00	.00	.00	.00
C D INVESTMENTS	.00	.00	.00	.00
TEXPOOL INVESTMENTS	242.66	1.09	.00	243.75
CD INVESTMENT	.00	.00	.00	.00
MONEY MARKET	.00	.00	.00	.00
STATE BANK MONEY MARKET	11,390.53	29.35	.00	11,419.88
FUND TOTALS	23,826.05	63.93	.00	23,889.98
2024 052 SHERIFF FEDERAL FORFEITURES				
SHERIFF FEDERAL FORFEITURES				
CASH	4,518.33	12.40	.00	4,530.73
CASH-OPERATING	.00	.00	.00	.00
C D INVESTMENTS	.00	.00	.00	.00
TEXPOOL INVESTMENTS	.00	.00	.00	.00
CD INVESTMENTS	.00	.00	.00	.00
MONEY MARKET GB	.00	.00	.00	.00
STATE BANK MONEY MARKET	.00	.00	.00	.00
FUND TOTALS	4,518.33	12.40	.00	4,530.73
2024 053 SHERIFF OFFICE DONATIONS FUND				
SHERIFF OFFICE DONATIONS FUND				
CASH	4,693.76	113.07	.00	4,806.83
CASH-OPERATING	.00	.00	.00	.00
RECEIVABLES	.00	.00	.00	.00

ACCOUNT NAME	BEGINNING CASH BALANCE	CASH RECEIPTS	CASH DISBURSEMENTS	ENDING CASH BALANCE
2024 054 ELECTIONS REIMBURSEMENT FUND	4,693.76	113.07	.00	4,806.83
CASH	.00	.00	.00	.00
CASH-OPERATING	.00	.00	.00	.00
RECEIVABLES	.00	.00	.00	.00
FUND TOTALS	.00	.00	.00	.00
2024 055 HOME GRANT PROJECTS 2017	42,048.61	18,302.24	7,075.00	53,275.85
CASH	.00	.00	.00	.00
CASH-OPERATING	42,048.61	18,302.24	7,075.00	53,275.85
CASH INVESTMENTS	.00	.00	.00	.00
CD INVESTMENTS	.00	.00	.00	.00
RECEIVABLES	.00	.00	.00	.00
FUND TOTALS	42,048.61	18,302.24	7,075.00	53,275.85
2024 056 E.O. FERAL HOG ABATEMENT PGM	.00	.00	.00	.00
CASH	.00	.00	.00	.00
CASH-OPERATING	.00	.00	.00	.00
RECEIVABLES	.00	.00	.00	.00
FUND TOTALS	.00	.00	.00	.00
2024 057 JP TECHNOLOGY & TRANSACTION	12,750.80	34.34	548.43	12,236.71
CASH	.00	.00	.00	.00
CASH-OPERATING	12,750.80	34.34	548.43	12,236.71
RECEIVABLES	.00	.00	.00	.00
STATE BANK MONEY MARKET	123,029.61	317.17	.00	123,346.78
TCLASS MONEY MARKET	.00	.00	.00	.00
FUND TOTALS	135,780.41	351.51	548.43	135,583.49
2024 058 CHI701.157 LEOSE DA/SHER/CONST	39,475.71	886.73	845.00	39,517.44
CASH	.00	.00	.00	.00
CASH-OPERATING	39,475.71	886.73	845.00	39,517.44
RECEIVABLES	.00	.00	.00	.00
FUND TOTALS	39,475.71	886.73	845.00	39,517.44
2024 059 TEOAF TASK FORCE GRANT	.00	.00	.00	.00
CASH	.00	.00	.00	.00
RECEIVABLES	.00	.00	.00	.00
STATE BANK MONEY MARKET	.00	.00	.00	.00
FUND TOTALS	.00	.00	.00	.00
2024 061 AGGRESSIVE BEHAVIOR PROGRAM	.00	.00	.00	.00
CASH	.00	.00	.00	.00
FUND TOTALS	.00	.00	.00	.00
2024 062 CTIF-01-034 TXDOT GRANT	.00	.00	.00	.00
CASH	.00	.00	.00	.00
CASH-OPERATING	.00	.00	.00	.00
GB MONEY MARKET	.00	.00	.00	.00
STATE BANK MONEY MARKET	.00	.00	.00	.00
FUND TOTALS	.00	.00	.00	.00
2024 063 CASS COUNTY DRUG COURT	40,093.99	.00	13,379.38	26,714.61
CASH	.00	.00	.00	.00
CD INVESTMENTS	40,093.99	.00	13,379.38	26,714.61

ACCOUNT NAME	BEGINNING CASH BALANCE	CASH RECEIPTS	CASH DISBURSEMENTS	ENDING CASH BALANCE
2024 064 VETERANS PROGRAM				
CASH	40,093.99	.00	13,379.38-	26,714.61
CASH-OPERATING	13,605.36	.00	.00	13,605.36
CD INVESTMENTS	.00	.00	.00	.00
RECEIVABLES	.00	.00	.00	.00
TEXPOOL INVESTMENTS	.00	.00	.00	.00
GB MONEY MARKET	20,000.00	.00	.00	20,000.00
STATE BANK MONEY MARKET	33,605.36	.00	.00	33,605.36
FUND TOTALS				
2024 065 FEMA 4269				
CASH	.00	.00	.00	.00
GB MONEY MARKET	.00	.00	.00	.00
STATE BANK MONEY MARKET	.00	.00	.00	.00
FUND TOTALS				
2024 066 NO FUND RECORD				
FUND TOTALS	.00	.00	.00	.00
2024 067 PRE-TRIAL DIVERSION				
CASH-OPERATING	4,871.99	.00	2,151.48-	2,720.51
RECEIVABLES	.00	.00	.00	.00
FUND TOTALS	4,871.99	.00	2,151.48-	2,720.51
2024 068 BOND SUPERVISION CASES				
CASH	28,928.20	1,291.00	.00	30,219.20
RECEIVABLES	.00	.00	.00	.00
FUND TOTALS	28,928.20	1,291.00	.00	30,219.20
2024 069 TEXAS GRANT CDBG # 7219070				
CASH	.00	.00	.00	.00
RECEIVABLES	.00	.00	.00	.00
TEXPOOL INVESTMENTS	.00	.00	.00	.00
STATE BANK MONEY MARKET	.00	.00	.00	.00
FUND TOTALS	.00	.00	.00	.00
2024 070 RIGHT OF WAY FUND				
CASH-OPERATING	35,869.17	194.86	.00	36,064.03
C D INVESTMENT	25.35	.00	.00	25.35
RECEIVABLES	6.96-	.00	.00	6.96-
TEXPOOL INVESTMENTS	.00	.00	.00	.00
CD INVESTMENT	.00	.00	.00	.00
MAIN MONEY MARKET GB	.00	.00	.00	.00
STATE BANK MONEY MARKET	118,010.64	304.22	.00	118,314.86
FUND TOTALS	153,898.20	499.08	.00	154,397.28
2024 071 CTIF FY 2020 TXDOT GRANT				
CASH	.00	.00	.00	.00
RECEIVABLES	.00	.00	.00	.00
TEXPOOL INVESTMENTS	.00	.00	.00	.00

ACCOUNT NAME	BEGINNING CASH BALANCE	CASH RECEIPTS	CASH DISBURSEMENTS	ENDING CASH BALANCE
2024 072 STATE BANK MONEY MARKET FUND TOTALS	.00	.00	.00	.00
CASH COUNTY FORESTRY FUND				
CASH-CASS COUNTY FORESTRY FUND	10,193.99	28.00	.00	10,221.99
CASH OPERATING	.00	.00	.00	.00
C.D INVESTMENT	.00	.00	.00	.00
RECEIVABLES	.00	.00	.00	.00
TEXPOOL INVESTMENTS	53,454.08	242.00	.00	53,696.08
CD INVESTMENT	.00	.00	.00	.00
MAIN GB MONEY MARKET	.00	.00	.00	.00
STATE BANK MONEY MARKET	117,291.01	302.37	.00	117,593.38
MAIN TEXAR CD	.00	.00	.00	.00
TCLASS INVESTMENT POOL	528,782.43	2,360.10	.00	531,142.53
FUND TOTALS	709,721.51	2,932.47	.00	712,653.98
2024 073 FEMA DR 4586				
CASH	.00	.00	.00	.00
STATE BANK MONEY MARKET	.00	.00	.00	.00
FUND TOTALS	.00	.00	.00	.00
2024 077 CARES ACT 2020 HAVA ELECTIONS				
CASH	.00	.00	.00	.00
CASH-OPERATIONS	.00	.00	.00	.00
RECEIVABLES	.00	.00	.00	.00
STATE BANK MONEY MARKET	.00	.00	.00	.00
FUND TOTALS	.00	.00	.00	.00
2024 078 CARES ACT 2020 JUDICIAL				
CASH	.00	.00	.00	.00
CASH-OPERATING	.00	.00	.00	.00
RECEIVABLES	.00	.00	.00	.00
STATE BANK MONEY MARKET	.00	.00	.00	.00
T CLASS MONEY MARKET	.00	.00	.00	.00
FUND TOTALS	.00	.00	.00	.00
2024 079 AMERICAN RESCUE PLAN ACT 2021				
CASH	.00	.00	.00	.00
CASH-OPERATING	.00	.00	.00	.00
RECEIVABLES	.00	.00	.00	.00
STATE BANK MONEY MARKET	.00	.00	.00	.00
T CLASS MONEY MARKET	.00	.00	.00	.00
FUND TOTALS	.00	.00	.00	.00
2024 080 CASS COUNTY JAIL CONSTRUCTION				
CASH	.00	.00	.00	.00
FUND TOTALS	.00	.00	.00	.00
2024 084 COMBINED INTEREST & SINKING				
CASH	.00	.00	.00	.00
COMBINED INTEREST & SINKING	30,825.39	66.27	350.00	30,541.66
CASH OPERATING	3,911.18	.00	.00	3,911.18
CD INVESTMENT	.00	.00	.00	.00
RECEIVABLES	744.99	.00	.00	744.99
TEXPOOL INVESTMENTS	.00	.00	.00	.00
BANK INVESTMENTS	.00	.00	.00	.00
CI&S STATE BANK MONEY MARKET	639,347.60	11,127.48	.00	650,475.08

ACCOUNT NAME	BEGINNING CASH BALANCE	CASH RECEIPTS	CASH DISBURSEMENTS	ENDING CASH BALANCE
CI&S GB MM	673,339.18	11,193.75	350.00	684,182.93
TEXAS CLASS INVESTMENT POOL				
FUND TOTALS				
2024 085 LAW ENFORC. CONSTRUCTION FUND				
06 CONSTRUCTION & RENOVATION				
CASH OPERATING	.00	.00	.00	.00
C D INVESTMENT	.00	.00	.00	.00
TEXPOOL INVESTMENTS	.00	.00	.00	.00
CD INVESTMENTS	.00	.00	.00	.00
MAIN MONEY MARKET GB	.00	.00	.00	.00
STATE BANK MONEY MARKET	.00	.00	.00	.00
FUND TOTALS	.00	.00	.00	.00
2024 086 INTEREST & SINKING SERIES 2016				
CASH OPERATING	9,120.71	19.80	.00	9,140.51
CD INVESTMENTS	217.37	.00	217.37	.00
RECEIVABLES	217.37	217.37	.00	.00
TEXPOOL INVESTMENTS	.00	.00	.00	.00
BANK INVESTMENTS	.00	.00	.00	.00
CI&S STATE BANK MONEY MARKET	110,145.16	284.91	.00	110,430.07
CI&S GB MM	119,265.87	522.08	217.37	119,570.58
FUND TOTALS				
2024 087 SPECIAL PROJECTS FUND				
CASH RECEIVABLES	35,485.46	18,954.99	.00	54,440.45
TEXPOOL INVESTMENTS	.00	.00	.00	.00
STATE BANK MONEY MARKET	37,936.68	97.79	.00	38,034.47
TEXAS CLASS INVESTMENT POOL	6,005,972.32	26,806.17	.00	6,032,778.49
FUND TOTALS	6,079,394.46	45,858.95	.00	6,125,253.41
2024 088 ASST VET SERV OFFICER GRANT				
CASH RECEIVABLES	16,573.30	.00	15,199.56	31,772.86
TEXPOOL INVESTMENTS	.00	.00	.00	.00
FUND TOTALS	16,573.30	.00	15,199.56	31,772.86
2024 089 CDA DISCRETIONARY FUND				
CASH	7,071.17	19.29	102.17	6,988.29
CASH-OPERATING	30.00	.00	.00	30.00
C D INVESTMENT	.00	.00	.00	.00
RECEIVABLES	30.00	.00	.00	30.00
FUND TOTALS	7,071.17	19.29	102.17	6,988.29
2024 090 PAYROLL FUND				
PAYROLL CASH	.00	.00	.00	.00
CASH OPERATING	14,193.66	.00	.00	14,193.66
FUND TOTALS	14,193.66	.00	.00	14,193.66
2024 091 SB 22 LAW ENFORCE ASST PROGRAM				
CASH RECEIVABLES	394,300.68	1,058.11	41,233.40	354,125.39
TEXPOOL INVESTMENTS	.00	.00	.00	.00



ACCOUNT NAME	BEGINNING CASH BALANCE	CASH RECEIPTS	CASH DISBURSEMENTS	ENDING CASH BALANCE
STATE BANK MONEY MARKET	.00	.00	.00	.00
TEXAS CLASS INVESTMENT POOL	.00	.00	.00	.00
FUND TOTALS	394,300.68	1,058.11	41,233.40	354,125.39
2024 092 OIL & GAS LEASES				
CASH	64,537.11	177.30	.00	64,714.41
RECEIVABLES	.00	.00	.00	.00
TEXPOOL INVESTMENTS	.00	.00	.00	.00
STATE BANK MONEY MARKET	.00	.00	.00	.00
TEXAS CLASS INVESTMENT POOL	.00	.00	.00	.00
FUND TOTALS	64,537.11	177.30	.00	64,714.41
2024 093 OPILOID ABATEMENT TRUST FUND				
CASH	.00	.00	.00	.00
RECEIVABLES	.00	.00	.00	.00
TEXPOOL INVESTMENTS	.00	.00	.00	.00
TEXAS CLASS INVESTMENT POOL	.00	.00	.00	.00
FUND TOTALS	.00	.00	.00	.00
2024 094 TRANSPORTATION TRUST FUND				
CASH	.00	.00	.00	.00
RECEIVABLES	.00	.00	.00	.00
TEXPOOL INVESTMENTS	.00	.00	.00	.00
TEXAS CLASS INVESTMENT POOL	.00	.00	.00	.00
FUND TOTALS	.00	.00	.00	.00
2024 095 FIRE MITIGATION CWPP FOREST				
CASH	.00	.00	.00	.00
RECEIVABLES	.00	.00	.00	.00
TEXPOOL INVESTMENTS	.00	.00	.00	.00
TEXAS CLASS INVESTMENT POOL	.00	.00	.00	.00
FUND TOTALS	.00	.00	.00	.00
2024 097 GENERAL LONG TERM DEBT				
CASH	.00	.00	.00	.00
AMTS TO BE PROV FOR RET OF DEB	.00	.00	.00	.00
FUND TOTALS	.00	.00	.00	.00
GRAND TOTALS	22,919,890.54	4,894,801.98	5,497,044.94	22,317,647.58

FUND NAME	CHECKING ACCOUNT	CHECKING AMOUNT	TDOA ACCOUNT	TDOA AMOUNT	FUND TOTAL
2024 010 GENERAL FUND	MAIN	757,831.51	MAIN TXPL MAIN SB MM MAIN TCLAS	172,063.85 3,342,001.19 4,458,556.91	8,730,453.46
2024 011 DIST & CO COURT LAW FUND	MAIN	66,210.48	MAIN TXPL MAIN SB MM		66,210.48
2024 012 MAIN ROAD & BRIDGE	MAIN	83,427.28	MAIN TXPL MAIN SB MM MAIN TCLAS	759,622.18 119,969.83	963,019.29
2024 013 H.A.V.A.	MAIN		MAIN TXPL MAIN SB MM		
2024 014 TOBACCO SETTLEMENT	MAIN	23,799.94	MAIN TXPL MAIN SB MM TBC TCLAS MAIN TX SV	64,862.38 20,418.53 1,062,285.03 25.00	1,171,390.88
2024 015 BEAR CREEK DISASTER DONATION					
2024 016 JUVENILE PROBATION	MAIN	21,471.73	MAIN TXPL MAIN SB MM JUV TCLAS	60,819.15 46,039.20 175,248.14	303,578.22
2024 017 ADULT PROBATION	MAIN	20,588.70	MAIN TXPL MAIN SB MM	122,296.15 184,089.93	326,974.78
2024 019 SATP TRACK III	MAIN	4,722.83	MAIN SB MM	15,000.00	10,277.17
2024 020 COMMUNITY SVC RESTITUTION	MAIN	2,654.73	MAIN SB MM		2,654.73
2024 021 ROAD AND BRIDGE #1	MAIN	10,015.67	MAIN TXPL MAIN SB MM R&B1 TCLAS	93,893.87 99,793.85 230,370.94	434,074.33
2024 022 ROAD AND BRIDGE #2	MAIN	10,096.24	MAIN TXPL MAIN SB MM R&B2 TCLAS	105,047.64 97,043.32 333,577.21	545,764.41
2024 023 ROAD AND BRIDGE #3	MAIN	10,121.82	MAIN TXPL MAIN SB MM R&B3 TCLAS	31,137.89 167,373.91 257,660.56	466,294.18
2024 024 ROAD AND BRIDGE #4	MAIN	10,124.70	MAIN TXPL MAIN SB MM R&B4 TCLAS	89,009.36 97,595.92 223,395.76	420,125.74
2024 025 AIP PROGRAM	MAIN		MAIN TXPL		
2024 028 CASS COUNTY PARK	MAIN		MAIN TXPL		
2024 029 FEDERAL-ROAD IMPROVMT 071019MAIN	MAIN		MAIN TXPL		
2024 030 LINDEN ENTERPRISE FUND	MAIN		MAIN TXPL MAIN SB MM		

8,730,453.46 + 195,388.74 - 158,330.36 = 8,767,511.84

66,210.48 + 3,794.86 - 2,186.88 = 67,818.46

963,019.29 + 50,162.85 - 43,330.29 = 969,851.85

326,974.78 - 40840 = 326,566.38



FUND NAME	CHECKING ACCOUNT	CHECKING AMOUNT	TDOA ACCOUNT	TDOA AMOUNT	FUND TOTAL
2024 032 FEDERAL IMPROVEMENT 0711037 MAIN MAIN			MAIN TXPL		
2024 034 MENTAL HEALTH INITIATIVE PRGM MAIN	4,832.48		MAIN TXPL MAIN SB MM		4,832.48
2024 035 CIVIL CHILD SUPPORT PROGRAM MAIN	63,042.56		MAIN SB MM	51,500.00	114,542.56
2024 036 FEMA DR-1999-TX 2011 WILDFIRMAIN			MAIN TXPL		
2024 037 HIGH RISK TREATMENT PROGRAM MAIN	16,040.19		MAIN TXPL MAIN SB MM		16,040.19
2024 038 BEAR CREEK FMAG 2965-2011 MAIN			MAIN TXPL		
2024 039 TEXAS CDBG CONTRACT 713069 MAIN			MAIN TXPL		
2024 040 TEXAS CDBG CONTRACT 7216247 MAIN			MAIN TXPL MAIN SB MM		
2024 041 LAW LIBRARY	8,467.09				8,467.09
2024 042 INDIGENT DEFENSE GRANT (SB7) MAIN	31,080.58		MAIN TXPL MAIN SB MM	.12	31,080.70
2024 043 DIST ATT, ESCROW ACCOUNT	345.22		MAIN TXPL MAIN SB MM		345.22
2024 044 C.D.A.FORFEITURE ACCOUNT	17,953.63		MAIN TXPL MAIN SB MM MAIN GFTCD	36,898.36 600.00	55,451.99
2024 045 REGIONAL INTRASTATE TASK FORMAIN MAIN			MAIN TXPL MAIN SB MM		
2024 046 TASK FORCE PROGRAM INCOME			MAIN TXPL MAIN SB MM		
2024 047 CDA-STATE FUNDS	46,067.55		MAIN TXPL		46,067.55
2024 048 TEXAS HISTORICAL GRANT			MAIN SB MM		
2024 049 VSO GRANT FUND					
2024 050 ARK LA TEX SEIZ/FORFT.FUND MAIN					
2024 051 CDA FORFEITURE FUNDS	12,226.35		MAIN TXPL		
2024 052 SHERIFF FEDERAL FORFEITURES MAIN	4,530.73		MAIN TXPL MAIN SB MM	243.75 11,419.88	23,889.98
2024 053 SHERIFF OFFICE DONATIONS FUNMAIN	4,806.83				4,530.73
2024 054 ELECTIONS REIMBURSEMENT FUNDMAIN					4,806.83

8,467.09 + 3,815.00 = 9,517.09



FUND NAME	CHECKING ACCOUNT	CHECKING AMOUNT	TDOA ACCOUNT	TDOA AMOUNT	FUND TOTAL
2024 055 HOME GRANT PROJECTS 2017	MAIN	53,275.85			53,275.85
2024 056 E.O. FERAL HOG ABATEMENT PGMMAIN			MAIN SB MM		
2024 057 JP TECHNOLOGY & TRANSACTION MAIN	MAIN	12,236.71	MAIN TCLAS	123,346.78	135,583.49
2024 058 CH1701.157 LEOSE DA/SHER/CONMAIN			MAIN SB MM		
2024 059 TEOAF TASK FORCE GRANT	MAIN	39,517.44	MAIN SB MM		39,517.44
2024 061 AGGRESSIVE BEHAVIOR PROGRAM					
2024 062 CTIF-01-034 TXDOT GRANT	MAIN		MAIN SB MM		
2024 063 CASS COUNTY DRUG COURT	MAIN	26,714.61	MAIN TXPL		26,714.61
2024 064 VETERANS PROGRAM	MAIN	13,605.36	MAIN TXPL		
			MAIN SB MM	20,000.00	33,605.36
2024 065 FEMA 4269	MAIN		MAIN SB MM		
2024 067 PRE-TRIAL DIVERSION	MAIN	2,720.51			2,720.51
2024 068 BOND SUPERVISION CASES	MAIN	30,219.20			30,219.20
2024 069 TEXAS GRANT CDEG # 7219070	MAIN		MAIN TXPL		
2024 070 RIGHT OF WAY FUND	MAIN	36,064.03	MAIN SB MM	118,314.86	154,378.89
2024 071 CTIF FY 2020 TXDOT GRANT	MAIN		MAIN TXPL		
			MAIN SB MM		
2024 072 CASS COUNTY FORESTRY FUND	MAIN	10,221.99	MAIN TXPL	53,696.08	
			MAIN SB MM	117,593.38	
			FST TCLAS	531,142.53	712,653.98
2024 073 FEMA DR 4586	MAIN		MAIN SB MM		
2024 077 CARES ACT 2020 HAVA ELECTIONMAIN			MAIN SB MM		
2024 078 CARES ACT 2020 JUDICIAL	MAIN		MAIN SB MM		
			CARE TCLAS		
2024 079 AMERICAN RESCUE PLAN ACT 202MAIN			MAIN SB MM		
			ARPA TCLAS		
2024 080 CASS COUNTY JAIL CONSTRUCTIO					
2024 084 COMBINED INTEREST & SINKING CI&S		30,541.66	CI&S TXPL		
			CI&S	650,475.08	
			CI&S SB MM		
			CI&S TCLAS		

25.35-6.96 = 184,397.28

681,016.74 + 3911.18 - 744.99 = 684,182.93



FUND NAME	CHECKING ACCOUNT	CHECKING AMOUNT	TDOA ACCOUNT	TDOA AMOUNT	FUND TOTAL
2024 085 LAW ENFORC. CONSTRUCTION FUNDMAIN			MAIN TXPL MAIN SB MM		
2024 086 INTEREST & SINKING SERIES 20CI&S		9,140.51	CI&S TXPL CI&S SB MM	110,430.07	119,570.58
2024 087 SPECIAL PROJECTS FUND	MAIN	54,440.45	MAIN TXPL MAIN SB MM SPF TCLASS	38,034.47 6,032,778.49	6,125,253.41
2024 088 ASST VET SERV OFFICER GRANT MAIN		31,772.86-	MAIN TXPL		31,772.86-
2024 089 CDA DISCRETIONARY FUND	MAIN	6,988.29			6,988.29
2024 090 PAYROLL	PAYROLL	14,193.66			14,193.66
2024 091 SB 22 LAW ENFORCE ASST PROGRAM		354,125.39	MAIN TXPL MAIN SB MM SPF TCLASS		354,125.39
2024 092 OIL & GAS LEASES	MAIN	64,714.41	MAIN TXPL MAIN SB MM SPF TCLASS		64,714.41
2024 093 OPIOID ABATEMENT TRUST FUND MAIN			MAIN TXPL SPF TCLASS		
2024 094 TRANSPORTATION TRUST FUND	MAIN		MAIN TXPL TTF TCLASS		
2024 095 FIRE MITIGATION CWPP FOREST MAIN			MAIN TXPL SPF TCLASS		
2024 097 GENERAL LONG TERM DEBT					

TOTAL 1,942,650.93 ----- 20,325,671.55 ----- 22,268,322.48

+257,097.98-207,772.88 =  
22,317,647.58



CHECK ACCOUNT

ACCOUNT BALANCE - MAIN  
 ACCOUNT BALANCE - CI&S  
 ACCOUNT BALANCE - PAYROLL

CHECK

1,888,775.10  
 39,682.17  
 14,193.66

TOTAL

1,942,650.93

*1,888,775.10 + 253,136.80 - 207,027.89 = 1,934,984.01*  
*39,682.17 + 3,911.18 - 744.99 = 42,848.36*  
 + 257,097.98 - 207,172.88 = 1,991,976.03

TDOA ACCOUNT

ACCOUNT BALANCE - MAIN TXPL  
 ACCOUNT BALANCE - MAIN SB MM  
 ACCOUNT BALANCE - MAIN TCLASS  
 ACCOUNT BALANCE - TBC TCLASS  
 ACCOUNT BALANCE - MAIN TX SV  
 ACCOUNT BALANCE - JUV TCLASS  
 ACCOUNT BALANCE - R&B1 TCLASS  
 ACCOUNT BALANCE - R&B2 TCLASS  
 ACCOUNT BALANCE - R&B3 TCLASS  
 ACCOUNT BALANCE - R&B4 TCLASS  
 ACCOUNT BALANCE - MAIN GFTCD  
 ACCOUNT BALANCE - FST TCLASS  
 ACCOUNT BALANCE - CI&S SB MM  
 ACCOUNT BALANCE - SPF TCLASS

TDOA

793,070.12  
 5,346,085.88  
 4,578,526.74  
 1,062,285.03  
 25.00  
 175,248.14  
 230,370.94  
 333,577.21  
 257,660.56  
 223,395.76  
 600.00  
 531,142.53  
 760,905.15  
 6,032,778.49

TOTAL

20,325,671.55

*1,991,976.03*

*+ 20,325,671.55*

*22,317,647.58*